



# TOUCHLESS REDEFINED

FITTINGS AND FLUSHING SYSTEMS

[www.vosoughishop.com](http://www.vosoughishop.com)

دفتر مرکزی: مشهد، بین قرنی ۳۱ و ۳۳

تلفن: ۰۵۱ - ۳۷۱۳ ۳۰۰۰

WHY ELECTRONICS?	04
THE BENEFITS OF GROHE ELECTRONICS	06
GROHE REMOTE CONTROL	08
GROHE REMOTE APP	10
GROHE ESSENCE E	12
GROHE EUROCUBE E	14
GROHE EUROPLUS E	16
GROHE EUROSMART CE / EUROECO CE	18
GROHE INFRARED WC AND URINAL	22
PRODUCTS WITH BLUETOOTH®	24
GROHE ACCESSORIES	28
THE BENEFITS OF INFRARED TECHNOLOGY	30
FUNCTIONS AND SETTINGS BY HAND	32
FUNCTIONS AND SETTINGS BY REMOTE CONTROL	34
FUNCTIONS AND SETTINGS BY REMOTE APP	36
GROHE SMART	38



# WHY ELECTRONICS?

## **THE HANDS-DOWN WINNER FOR GREAT HYGIENE**

GROHE infrared technology is traditionally used mainly for basins, urinals and WCs. It's here that the hygienic benefits of touchless activation become particularly evident to eliminate a potential source of cross-contamination and spread of germs.

## **TOUCHLESS COMFORT**

GROHE has been making infrared products for many years, ensuring that all fittings start and stop the flow of water reliably and precisely. The results are comfortable, touchless operated sustainable products, for young and old.

## **BUILT-IN COST EFFECTIVENESS**

GROHE infrared fittings offer exceptional value. With relatively low acquisition costs our range offers a host of features to keep your water, energy and maintenance costs to a minimum. Ideal for public or residential use.

The optimum in this field are our infrared products with Powerbox, which comes with a self generating power supply. Additional power supplies not required.



# THE BENEFITS OF GROHE ELECTRONICS ARE CLEAR

## **TOUCHLESS PRODUCT FOR VARIOUS DRAW-OFF POINTS**

GROHE's touchless range deliver solutions for Basins, Showers, WC's and Urinal's.

The main functions can be set without any additional devices needed.

They include:

- Automatic flushing to prevent water stagnating
- Thermal disinfection
- Cleaning mode (function prevents water flow)

With the remote control or the app the settings of all functions can be altered even more precisely to specific needs or surroundings.

## **RELIABLE AND PROVEN TOUCHLESS TECHNOLOGY**

GROHE infrared is a proven and reliable technology; it has been successfully used and updated in the last 40 years, resulting in a highly dependable product.

For commercial settings the GROHE Power Box can help save energy too. A turbine converts kinetic energy into stored electrical energy every time the tap is used, just 60 seconds of water flow provides enough electricity to power the fitting for 24 hours.

## **DESIGN**

GROHE's touchless products come in a range of designs, all typified by their sleek modern lines and sleek, easy-to-clean detailing. Whatever your project we have the perfect touchless design to fit perfectly with your style.

## **EASY INSTALLATION**

Not only is the mechanical installation easy but also the electronic installation is made installer-friendly, with standard factory settings programmed to fit most needs right away. The electronics can be fed by a transformer but can also be fed by a battery with an exceptional seven year lifespan (with 150 actuations a day).

The bi-directional sensor can be programmed by hand, and also readout and programmed via remote control or via an app.











# THE REMOTE CONTROL

All functions and settings (see page 38) can be changed with the new GROHE remote control. The menu feature a logical structure for simple operation. It is intuitive and straightforward to operate and gives plumbers, caretakers or facility managers access to the products.

The integrated screen clearly displays all the setting options and settings – even thermal disinfection can easily be activated just by pressing a button, additionally it shows various usages in an instant.

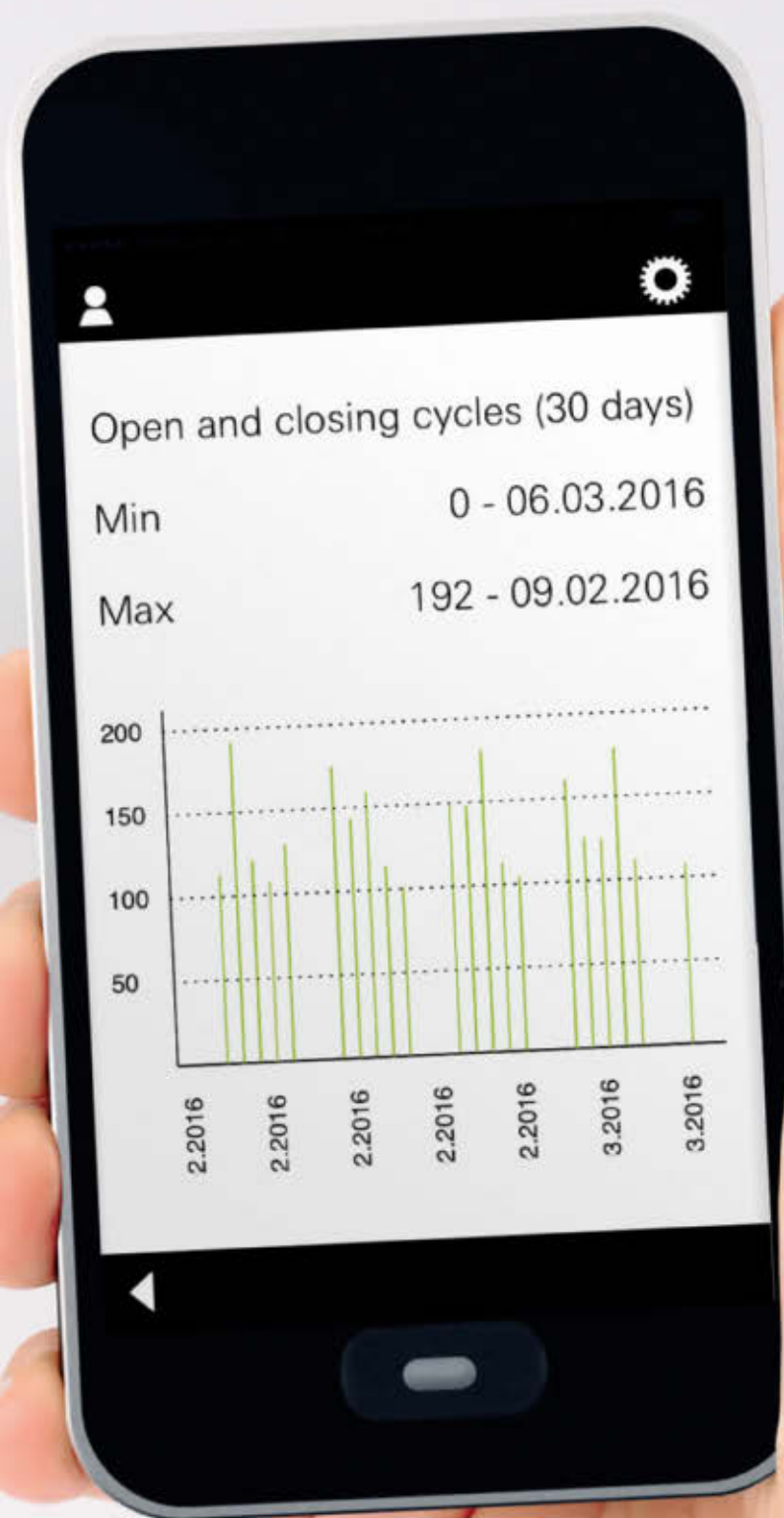


# THE REMOTE APP

Selected GROHE products use Bluetooth® to communicate via smartphones and tablets with a free downloadable app (via Apple or Android Store). The advantage of the app is that you can read multiple products from a distance of around 15 metres. The products can be given individual names and can be made password-protected to prevent interference from outside.

The app can make an analysis of average consumption over the past 30 days, displays the number of automatic flushes and the time of the last automatic flush (see page 36). The app can also track the activations of thermal disinfection including the last thermal disinfection - all in real time.





new



**36 445 000**  
Infrared basin mixer (6 V)  
with mixing device  
Height mousseur 211 mm  
**36 444 000\***  
Infrared basin mixer (230 V)



**36 446 000**  
Infrared basin mixer (6 V)  
without mixing device  
Height mousseur 190 mm



**36 447 000**  
Infrared basin mixer (230 V)  
without mixing device  
projection 182 mm



**36 264 001**  
Concealed box for cold or  
premixed water  
for 36 442 000 / 36 447 000



**38 748 002**  
Rapid SI concealed for cold or  
premixed water  
for 36 442 000 / 36 447 000



**36 407 001**  
Remote control for all  
GROHE infrared fittings  
incl. demo mode



**65 807 000**  
Round  
Metal Pop-up Waste  
for wash basin  
with overflow hole



**28 912 000**  
Round  
Waste

Adjust settings via:



GROHE  
sensor



GROHE  
remote control



GROHE  
EcoJoy



GROHE  
StarLight



LongLife  
Battery



SmartFix



Touchless

\*Additionally requires power supply 36 338 000

# GROHE ESSENCE E

The design vocabulary of the Essence E range of taps, based on the cylindrical form, is simple, yet sophisticated. Contemporary looks and a high level of comfort because of height and swivel spout combine to form an elegant design that looks equally at home in public and semi-public areas, restaurants and even private sanitary facilities.





# GROHE **EUROCUBE E**

Based on the sleek, sharp lines of a cube, Eurocube E is perfect for minimal spaces where making a design statement is important. With the addition of our proven infrared technology to this highly popular single-lever mixer, this Cubist masterpiece is now also ideal for office, hotel or other commercial use too.



new




**36 441 000**  
Infrared basin mixer (6 V)  
with mixing device  
Height mousseur 200 mm  
**36 440 000\***  
Infrared basin mixer (230 V)



**36 442 000**  
Infrared basin mixer (230 V)  
without mixing device  
projection 172 mm



**36 264 001**  
Concealed box for cold or  
premixed water  
for 36 442 000 / 36 447 000



**38 748 002**  
Rapid SI concealed for cold or  
premixed water  
for 36 442 000 / 36 447 000



**40 565 000**  
Square  
Metal Pop-up Waste  
for wash basin  
with overflow hole



**40 564 000**  
Square  
Waste



**36 407 001**  
Remote control for all  
GROHE infrared fittings  
incl. demo mode

#### Adjust settings via:



**GROHE  
sensor**



**GROHE  
remote control**



**GROHE  
EcoJoy**



**GROHE  
StarLight**



**LongLife  
Battery**



**SmartFix**



**Touchless**

\*Additionally requires power supply 36 338 000



**36 207 001**  
Infrared basin mixer (6 V)  
with mixing device  
Height mousseur 91 mm  
**36 236 001**  
with mixing device and waste set  
**36 208 001**  
without mixing device



**36 015 001\***  
Infrared basin mixer (230 V)  
with mixing device  
**36 016 001\***  
without mixing device (230 V)



**36 387 000**  
Infrared basin mixer  
with power box and mixing device



**36 240 001**  
Infrared basin thermostat (6 V),  
wall-mounted, projection: 232 mm  
**36 239 001**  
projection 264 mm



**36 407 001**  
Remote control for all  
GROHE infrared fittings  
incl. demo mode



**36 209 000**  
Hidden mixing device for Europlus E

Adjust settings via:



**GROHE sensor**



**GROHE remote control**



**GROHE EcoJoy**



**GROHE StarLight**



**GROHE CoolTouch**



**GROHE TurboStat**



**LongLife Battery**



**Touchless**

\*Additionally requires power supply 36 338 000

# GROHE EUROPLUS E

The Europlus E from GROHE is based on a timeless design that has made it a classic in public sanitary facilities all over the world. Owners and operators of airports, sports facilities, hospitals, clinics and restaurants value this efficient and diverse application of reliable technology that has proven itself over many years.



# GROHE EUROSMART CE / EUROECO CE

The Cosmopolitan E series offers a wide range with various heights and length of spouts, with or without mixing, to supply a perfect solution for operators of public or commercially used washrooms.

The spout of the Eurosmart CE mixers is designed at a 7 degree angle; this creates extra space below the flow control for washing hands and increases user comfort. The design is visually defined by the distinctive lozenge shape which can even be seen in the IR sensor and is typical of the Cosmopolitan range of mixers from GROHE. Its simple elegance is enhanced by the seamless body, which makes it easy to clean.







new

**36 421 000\***  
L-Size  
Infrared basin mixer (230 V)  
with mixing device  
Height mousseur 150 mm  
**36 422 000**  
Infrared basin mixer (6V)



**36 327 001**  
Infrared basin mixer (6 V)  
with mixing device  
Height mousseur 106 mm  
**36 331 001**  
with mixing device and waste set  
**36 330 001**  
with hidden mixing device  
**New: 36 439 000**  
without mixing device



**36 325 001\***  
Infrared basin mixer (230 V)  
with mixing device



**36 386 001**  
Infrared basin mixer with power box  
and mixing device



**36 333 000**  
Infrared basin thermostat (6 V)  
wall-mounted, projection: 255 mm  
**36 332 000**  
projection: 287 mm



**36 271 000**  
Infrared basin mixer (6 V)  
without mixing device  
Height mousseur 86 mm



**36 269 000\***  
Infrared basin mixer (230 V)  
without mixing device



**36 384 000**  
Infrared basin mixer with power box  
without mixing device

Adjust settings via:



GROHE sensor



GROHE remote control



GROHE EcoJoy



GROHE StarLight



GROHE CoolTouch



GROHE TurboStat



LongLife Battery



Touchless

\*Additionally requires power supply 36 338 000



**36 335 SDO**  
Infrared basin mixer (230 V)  
wall-mounted, projection: 172 mm

**36 334 SDO**  
Brass SuperSteel spout  
stainless steel escutcheon  
for concealed box 36 336 000  
or 36 337 000, projection: 232 mm



**36 315 000**  
Infrared basin mixer (230 V)  
wall-mounted, with mixing device  
projection: 172 mm

**36 376 000**  
Chrome spout and escutcheon  
for concealed box 36 339 000  
projection: 232 mm



**36 273 000**  
Infrared basin mixer (230 V)  
wall-mounted, without mixing device  
Chrome spout and escutcheon  
for concealed box 36 336 000  
or 36 337 000  
projection: 172 mm



**36 407 001**  
Remote control for all  
GROHE infrared fittings  
incl. demo mode



**36 336 000**  
Concealed box with integrated  
pre-adjustable thermostatic mixer  
**36 337 000**  
Concealed box for cold  
or premixed water



**36 339 000**  
Concealed box for connecting  
to mixing device

Adjust settings via:



GROHE  
sensor



GROHE  
remote control



GROHE  
EcoJoy



GROHE  
StarLight



SmartFix



Touchless

# GROHE EUROSMART CE / EUROECO CE

The Cosmopolitan E series offers one-hole solutions and a range of concealed products with mixing, pre-mixing or for cold water. This fresh, clean design fits perfectly into every surrounding, with the added benefits of concealed pipework making it easier to keep clean and offering a more luxurious appearance.



# GROHE INFRARED WC AND URINAL

Infrared urinal or wc flush control plates are the perfect complement to our taps. They all have one thing in common: the same sensor technology platform which includes all features and benefits to create a total hygienic and comfortable room concept.

The infrared technology guarantees the WC / urinal is always clean for the next user and it is also possible to programme an automatic pre-flush or cleaning flush to avoid water stagnation after a set period of inactivity.



## WC TECTRON CONCEALED



**37 419 000**  
Tectron Skate infrared WC plate  
for flushing cistern (230 V)  
with additional manual actuation  
**37 419 SD0**  
stainless steel



**38 698 SD1**  
Tectron Skate infrared WC plate  
for flushing cistern (230 V)  
stainless steel



**38 699 001**  
Tectron Surf infrared WC plate  
for flushing cistern (230 V)

## URINAL TECTRON CONCEALED



**37 324 001**  
Tectron Skate infrared control (6 V)  
**37 324 SD1**  
stainless steel  
**37 321 001**  
Tectron Skate infrared control (230 V)  
**37 321 SD1**  
stainless steel  
**37 321 SH1**  
alpine white



**37 337 001**  
Tectron Surf infrared control (6 V)  
**37 336 001**  
Tectron Surf infrared control (230 V)



**38 787 000**  
Concealed box for urinal (6 V)  
**37 338 000**  
Concealed box for urinal 6 V or 230V



**36 407 001**  
Remote control for all  
GROHE infrared fittings  
incl. demo mode

### Adjust settings via:



**GROHE**  
sensor



**GROHE**  
remote control



**GROHE**  
StarLight



**LongLife**  
Battery




**Touchless**



## THE REMOTE APP PRODUCTS WITH **BLUETOOTH® COMMUNICATION**

Selected GROHE products (230V) with Bluetooth® communication\* boast a special feature: They can communicate with smartphones and tablets over a free downloadable app, making it easier than ever to read out consumption data and set a variety of functions.

In sanitary facilities with several mixers or WC / urinal flushes, the data from all infrared products within range are captured at once and can be read out one after the other. What's more, the draw-off points can be assigned names via the app, making maintenance more systematic.



\* The Bluetooth® word mark and logos are registered trademarks of the Bluetooth® SIG, Inc. and are used by Grohe AG under licence. Other trademarks and brand names are the property of their owners.

**GROHE INFRARED MIXERS  
WITH BLUETOOTH® COMMUNICATION\*\***



**36 411 000\***  
Europlus E  
infrared basin mixer (230 V)  
with mixing device for app



**36 413 000\***  
Eurosmart Cosmopolitan E  
infrared basin mixer (230 V)  
with mixing device for app



**36 409 000\***  
Euroeco Cosmopolitan E  
infrared basin mixer (230 V)  
without mixing device for app



**36 414 000**  
Eurosmart Cosmopolitan E  
infrared basin thermostat (230 V)  
wall-mounted, for app  
projection: 287 mm  
**39 383 000**  
Rough-in for 36 414 000



**36 410 000**  
Euroeco Cosmopolitan E  
infrared basin mixer (230 V)  
without mixing device for app  
projection: 172 mm  
for concealed box 36 336 000  
and 36 337 000



**36 412 000**  
Eurosmart Cosmopolitan E  
infrared basin mixer (230 V)  
wall-mounted, with mixing device for  
app, projection: 172 mm  
for concealed box 36 339 000



**36 336 000**  
Concealed box with integrated  
pre-adjustable thermostatic mixer



**36 337 000**  
Concealed box for cold  
or premixed water



**36 339 000**  
Concealed box for connecting  
to mixing device

Adjust settings via:



**GROHE  
sensor**



**GROHE  
remote control**



**GROHE  
Bluetooth®**



**GROHE  
EcoJoy**



**GROHE  
StarLight**



**GROHE  
CoolTouch**



**GROHE  
TurboStat**



**SmartFix**



**Touchless**

\*Additionally requires power supply 36 338 000



**36 415 000**  
Eurosmart Cosmopolitan E  
infrared shower control  
wall-mounted, (230 V)  
without mixing device for app  
for concealed box 36 416 000



**36 416 000**  
Concealed box with thermostatic  
mixer



**37 504 000**  
Tectron Skate  
infrared WC plate  
for flushing cistern (230 V)  
with additional manual actuation  
for app



**37 505 SD0**  
Tectron Skate  
infrared WC plate  
for flushing cistern (230 V)  
for app  
stainless steel



**37 503 000**  
Tectron Skate  
infrared urinal plate (230 V)  
for app




**37 338 000**  
Concealed box for urinal 6 V or 230 V  
for 37 504 000, 37 505 000, 37 503 000



**39 369 000**  
Temperature sensor (230 V)  
for app  
to be combined with  
Rapid SL 39 376 000

\*\* The Bluetooth® word mark and logos are registered trademarks of the Bluetooth® SIG, Inc. and are used by GROHE AG under licence. Other trademarks and brand names are the property of their owners.

# GROHE ACCESSORIES



**36 276 000**  
Rotation lock for Eurosmart  
Cosmopolitan E




**36 133 000**  
Theft-proof mousseur  
with key 7,5 - 9,0 l/min at 3 bar



**34 487 000**  
Grotherm Micro  
under-basin thermostat



**47 533 000**  
Connection set Grotherm Micro  
for fittings with mixing  
**45 704 000**  
for fittings without mixing



**38 896 000**  
Extension set, 50 mm  
for 37 338 000 and 38 787 000



**36 338 000**  
Switch-mode power supply  
for concealed socket



**36 340 000**  
Extension cable, 3 m  
**36 341 000**  
10 m



**36 407 001**  
Remote control for all  
GROHE infrared fittings  
incl. demo mode



# GROHE INFRARED TECHNOLOGY YOUR BENEFITS

## BENEFITS FOR OPERATORS OF SANITARY FACILITIES IN PUBLIC AND COMMERCIAL SPACES

Reliable and durable technology with a variety of options to meet users' needs

Full transparency whenever taps and flush systems are activated, meaning more opportunities to track and control use patterns

Easier maintenance

Enhanced safety and hygiene thanks to simplified settings for automatic flushing, thermal disinfections and cleaning mode function

More efficient and cost-effective

More sustainable thanks to lower water and electricity consumption

## BENEFITS FOR PLUMBERS

Better access to settings and controls of taps and flush systems

Intuitive activation and control of running times, flow rates, detection zones and other features

Easier setting of functions such as automatic flush, cleaning mode and thermal disinfection

Faster and/or simultaneous setting of entire rows of sanitary products

Enhanced service quality and easier maintenance planning

## FIVE-YEAR WARRANTY

Since GROHE products are designed to have an exceptionally long service life and are subjected to intensive, extended-use testing, we are able to offer comprehensive warranties.





# FUNCTIONS AND SETTINGS BY HAND

## SETTING OPTIONS BY HAND VIA SENSORS

7 preset standard programmes for the key functions

---

Automatic flushing frequency  
(off, 24 or 72 hours, to prevent water stagnation)

---

Automatic flushing duration (60, 300 or 600 sec.)

---

Thermal disinfection (3, 5 or 11 min. or continuous operation);  
Sensor monitored: Automatic stop when a hand approaches (reflection)

---

Cleaning mode function (off or 180 sec., easy for cleaning staff to operate)

---

Setting flush volume for the WC and urinal (WC 4-9 l, urinal 1-7 l)

---

Battery charge indicator: Blinking LED = low battery charge;  
displays 4 charge levels: >60%, >40%, >20%, <20%

---





<p><b>Basin Mixer</b> </p> <p>CONFIGURATION</p> <p>SERVICE</p> <p>MONITORING</p>	<p><b>Configuration</b> </p> <p>Detection zone <input type="text" value="8"/></p> <p>Running time after last detection <input type="text" value="6 s"/></p> <p>Maximum running time <input type="text" value="42 s"/></p>	<p><b>Configuration</b> </p> <p>Automatic Flushing</p> <p>ACTIVATE DEACTIVATE</p> <p>Runtime <input type="text" value="60 s"/></p> <p>Interval <input type="text" value="32 h"/></p>	<p><b>Configuration</b> </p> <p>Flush mode</p> <p>USAGE DEPENDENT</p> <p>USAGE INDEPENDENT</p> <p>Short time off</p> <p>ACTIVATE DEACTIVATE</p> <p>Runtime <input type="text" value="180 s"/></p>
<p><b>Basin Mixer</b> </p> <p>CONFIGURATION</p> <p>SERVICE</p> <p>MONITORING</p>	<p><b>Service</b> </p> <p>Model name <input type="text" value="BASIN MIXER"/></p> <p>Software version <input type="text" value="5"/></p> <p>Serie number <input type="text" value="M010502150007"/></p> <p>Date of production <input type="text" value="07/2015"/></p> <p>Voltage Supply <input type="text" value="100%"/></p>	<p><b>Service</b> </p> <p>Power cut <input type="text" value="63"/></p> <p>Lock tap</p> <p>START STOP</p> <p>Test mode</p> <p>START STOP</p> <p>+ -</p>	<p><b>Service</b> </p> <p>Profile</p> <p>SAVE LOAD</p> <p>Reset</p> <p>FACTORY RESET</p> <p>USER RESET</p>
<p><b>Basin Mixer</b> </p> <p>CONFIGURATION</p> <p>SERVICE</p> <p>MONITORING</p>	<p><b>Monitoring</b> </p> <p>Automatic flushing</p> <p>Counter total <input type="text" value="125"/></p> <p>Last flush <input type="text" value="5 h"/></p> <p>Operations</p> <p>Counter Total <input type="text" value="1500"/></p> <p>since user reset <input type="text" value="155"/></p>	<p><b>Monitoring</b> </p> <p>Water consumption</p> <p>Counter total <input type="text" value="20800 Min"/></p> <p>Thermal Disinfection</p> <p>Counter total <input type="text" value="365"/></p> <p>since user reset <input type="text" value="45"/></p>	

# THE REMOTE CONTROL FUNCTIONS AND SETTINGS

## SETTINGS VIA REMOTE CONTROL (CONFIGURATION)

Setting the detection zone in 1 – 19 steps (7–20 cm)

Automatic flush

Time: According to time or use in 4-hour increments  
(4–80 hours)

Flush duration: Flexible, in 30-second increments (30–600 sec.)

Thermal disinfection in one-minute increments (4–23 min.)

Activating thermal disinfection with one press of a button

Cleaning mode function with three different time settings (180, 320, 560 sec.)

Total running time of waterflow per activation (6–420 sec.)

Run-on time after leaving detection zone is individually adjustable in one-second increments (0–19 sec.)

## SERVICE VIA REMOTE CONTROL

Read out, save and load of product profile (depending on product category )

Battery charge indicator

Restore factory or user settings

Read out infrared product's software version, serial number and manufacturing date

Number of power interruptions

Switch product off / on

## CONSUMPTION DATA VIA REMOTE CONTROL (MONITORING)

Monitoring consumption and flow data

Number of thermal disinfections

Total running time

Number of times solenoid valve is opened and closed

Number of automatic flushes

Reset solenoid valve counter for maintenance



Washbasin Floor 2		Open and closing cycles		Open and closing cycles (30 days)	
Monitoring					
Automatic flushing		Counter total	4120	Min	0 - 06.03.2016
Counter total	1	Since Usage Reset	4120	Max	192 - 09.02.2016
Next flush in	22:05	Last Usage Reset	---		
Last flush		Average (in total)	96		
Date	07.03.2016	Average (30 days)	95		
Time	10:53	Last operation			
Runtime	60 sec	Date	07.03.2016		

Water consumption		Thermal disinfection	
Runtime (total)	133 min	Counter total	1
Quantity (total)	758 l	Since Usage Reset	1
Flow straightener	5,7 l/min	Last Usage Reset	---
Operating hours total	1017 h	Last thermal disinfection	
Thermal disinfection		Date	07.03.2016
Counter total	1	Time	13:28
Since Usage Reset	1	Runtime	4 min

### Configuration

Range detection zone

Running time after last detection

Maximum running time

Automatic flushing

Next flush in

Runtime

Interval

Automatic flushing mode

Start flushing

Cleaning mode

Runtime

Lock preset program mode

Thermal disinfection runtime

Thermal disinfection runtime

### Service

### Service

Model name  
BASIN MIXER

Software version  
129

Serial number  
M018149150016

Date of production  
49 15

Power cut

Switch product off

Direct

Time-controlled

Test mode

FACTORY RESET

Time-controlled

Test mode

FACTORY RESET

USAGE RESET

# THE REMOTE APP

## FUNCTIONS AND SETTINGS

### IMPROVED MAINTENANCE FUNCTIONS

Finds all products in range and read them out one after the other

Password-protected access

Simple product selection via the app

Individual name assignment for each product

Analysis of average consumption data over the past 30 days

Number of automatic flushes, time of last automatic flush

Consumption per day, consumption during the past 30 days

Activations of thermal disinfection, last thermal disinfection

Total running time of each fitting, activations of solenoid valve

Real time flushing

### CONVENIENT, USER-FRIENDLY SETTING OPTIONS

Range setting in 1 – 19 steps (7–20 cm)

Automatic flush

Time or user dependable 4 hour increments (4–80 hours)

Flush duration: Flexible, in 30-second increments (30–600 sec.)

Exact time control

Thermal disinfection in one-minute increments (4–23 min.)

Activating time-controlled thermal disinfection with one press of a button

Cleaning mode function with three different time settings (180, 320, 560 sec.)

Total running time of waterflow per activation (6–420 sec.)

Run-on time after leaving detection zone is individually adjustable in one-second increments (0–19 sec.)

### IMPROVED INFORMATION ABOUT SERVICE AND MAINTENANCE TASKS

Read out, save and load of product profile: three profiles per product category

Restore factory or user settings

Hardware and software version

#### System requirements

Apple\* iPhone 5 / 6 / 6s / 6 Plus / SE / 7 / 7 Plus  
iPad 2 / 3 / 4 / Air / Air 2 / iPad mini 2 / 3

Apple operating system:  
iOS 8.0 and higher (32 / 64 bit)

Android  
4-inch display, OS 4.3.x–5.x

Mobile end devices and the GROHE Infrared Remote App are not included in delivery and must be acquired through an authorised Apple reseller/retailer/iTunes or the Google Play Store.

\*Apple, the Apple logo, iPod, iPod Touch, iPhone and iTunes are trademarks of Apple Inc. and are registered in the USA and other countries. Apple assumes no responsibility for the functioning of this device or its compliance with safety standards and regulatory norms.

# WELCOME TO **GROHE SMART**

Be SMART and become a partner of the largest loyalty program for bathroom installers! GROHE SMART is specially designed for installers of GROHE products: As a GROHE SMART partner you get more for your money – more “SMARTS” for every GROHE product purchased from the entire range and a wider choice of exciting rewards.

But it's not just individual installers that can become a partner with GROHE SMART. Your entire business can be involved – every employee can collect points, known as SMARTS, for the company.

## **WHAT ADVANTAGES DOES GROHE SMART OFFER YOU?**

### **COLLECT “SMARTS” AND GET YOUR REWARDS**

Our range contains more than 1,700 products for in front of and behind the wall installations – and you can collect SMARTS for all of these products and exchange them for attractive rewards! Registering the products you have purchased is easy. Simply enter the UPI code or scan the QR code from the GROHE packaging online or via the SMART app available in the Apple and Android stores – and start collecting your valuable bonus points.

### **MEMBERSHIP IS FREE AND FLEXIBLE**

Your membership of GROHE SMART is completely free of charge and attuned to your particular needs: Receive benefits, rewards and information specifically tailored to your personal requirements. The more you use GROHE SMART, the better we can support you.

### **KEEP UP TO DATE**

Thanks to GROHE SMART you're always well-informed. Be the first to receive product news, get invited to product courses and introductions in your area, take part in free e-learning modules and know all of the special offers available.

### **REGISTER NOW AT [GROHESMART.CO.UK](http://GROHESMART.CO.UK)**







Follow us



[grohe.co.uk](http://grohe.co.uk)



Just scan the QR code to view the latest brochure as download or PDF on your tablet or smartphone.

GROHE Limited  
World Business Centre 2  
Newall Road  
London Heathrow Airport  
Middlesex  
TW6 2SF  
Tel: 0871 200 3414  
Fax: 0871 200 3415  
email: [info-uk@grohe.com](mailto:info-uk@grohe.com)

© 06/2017 – Copyright by GROHE

[www.vosoughishop.com](http://www.vosoughishop.com)



PART OF **LIXIL**