

GENERAL CATALOGUE



www.vosoughishop.com

دفتر مرکزی : مشهد، بین قرنی ۳۱ و ۳۳

تلفن : ۰۵۱ - ۳۷۱۳۳۰۰۰





THE COMPANY

ITAP SpA, founded in Lumezzane (Brescia) in 1972, is currently one of the leading production companies in Italy of **valves, fittings and distribution manifolds** for plumbing and heating systems. Thanks to fully automated production processes, with 72 tooling machines and 51 assembly lines, we are able to produce 180.000 pieces per day. Our innate pursuit for innovation and observance of technical regulations is supported by the company certification ISO 9001:2008. The company has always considered its focus on quality as the main tool to obtain significant business results: today ITAP SpA is proud to offer products bearing the approval of numerous international certifying bodies.



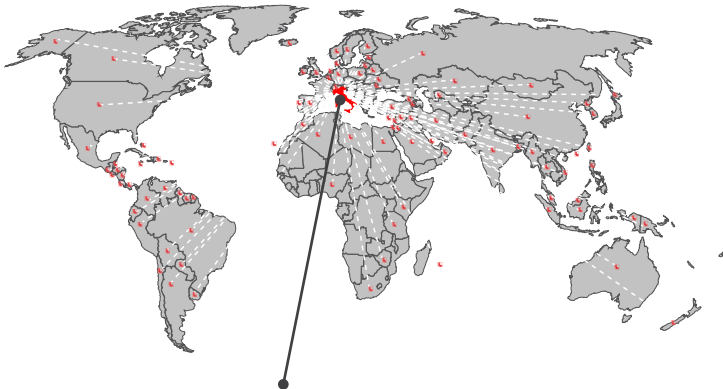
LUMEZZANE
Main Production Plant
17.000 m²

RODENGO SAIANO
Second Production Plant
12.000 m²

- New Warehouse
8.000 m²



SALES ALL OVER THE WORLD
EXPORTING TO 107 COUNTRIES



MADE IN ITALY



*Itap invented and patented the
SPRING CHECK VALVE
offering a superior product
compared to
swing check valves*

23.000.000
**PIECES OF CHECK VALVES
AND BALL VALVES
PRODUCED EVERY YEAR**



| ≡ ≡ | **8.000 PALLETS**
| ≡ ≡ | OF FINISHED GOODS AVAILABLE
| ≡ ≡ | IN THE WAREHOUSE:
| ≡ ≡ | FAST AND GUARANTEED
| ≡ ≡ | DELIVERIES
(200.000pcs SENT EVERY DAY)



CORPORATE RESPONSABILITY

KEEP OUR COMPANY IN MOVEMENT,
DEVELOPING INNOVATIVE PROJECTS
BASED ON SUSTAINABLE TECHNOLOGIES AND MATERIALS
TO THE TOTAL RESPECT OF PEOPLE



QUALITY

ITAP products have obtained approvals by more than 30 certification bodies from all over the world.





Certificate

SQS herewith certifies that the company named below has a management system which meets the requirements of the standard specified below.



Via Ruca, 19/21
25065 Lumezzane (BS)
Italy

Certified area

Head and branch office in
IT-25050 Rodengo Saiano, Via Industriale 39

Field of activity

Design and manufacturing of brass valves,
couplings, manifolds and fittings for hot and cold
domestic water services and heating systems

Standard

ISO 9001:2008 Quality Management System

Swiss Association for Quality and
Management Systems SQS
Bernastrasse 103, CH-3052 Zollikofen
Issue date: November 13, 2012

This SQS Certificate is valid up to
and including November 12, 2015
Scope number 17
Registration number 11474

V. Edelmann
X. Edelmann, President SQS

R. Glauser
R. Glauser, Managing Director SQS



CERTIFICATE

IQNet and SQS
heretby certify that the organisation

ITAP S.p.A.
Via Ruca, 19/21
25065 Lumezzane (BS)
Italy

Certified area

Head and branch office in IT-25050 Rodengo Saiano, Via Industriale 39

Field of activity

Design and manufacturing of brass valves, couplings, manifolds and
fittings for hot and cold domestic water services and heating systems

has implemented and maintains a
Management System
which fulfills the requirements of the following standard(s)

ISO 9001:2008

Scope No(s) 17
Issued on: 2012-11-13
Validity date: 2015-11-12
Registration Number: CH-11474



Michael Drechsel
Michael Drechsel
President of IQNet

R. Glauser
Roland Glauser
Managing Director SQS



IQNet Partner:
A2309 Spain APICOR Certification France ASD Viroque International Belgium ANCE Mexico APICER Portugal CCC Cyprus
CISQ Italy CQC China CQM China CQS Czech Republic Crc Cert Croatia CQS Huilac Oman Derman
DQ Denmark FQV Brazil FVCCO/CPBMA Venezuela SCOTEC Colombia INOC Mexico INOCERT Tunisia
Insipia Certification Poland IRAM Argentina IQA Japan KPO Korea MSZT Hungary Nissas AS Norway ISAS Ireland
PCBC Poland Quality Austria Austria TSE Russia TQI Israel TQI Slovenia SPCIM CAE International Malaysia SQS Switzerland SPAC Romania
TSET St Petersburg Russia TSE Turkey TQCS Serbia
IQNet is represented in the USA by APICOR Certification, CQC, CQS Holding GmbH and TQAI Inc.
* The list of IQNet partners is valid at the time of issue of this certificate. Updated information is available under www.iqnet-certification.com






TECHNICAL CATALOGUE

The complete technical features are available and freely usable on the website www.itap.it.

For every item you'll find drawings, materials, minimum pressure diagram to get the valves opening, pressure drops diagrams, installation and declarations of conformity. The whole available in PDF or DXF format.

From the website you can also download every items' complete technical catalogue in PDF format.

ART.100
EUROPA® CHECK VALVE



TECHNICAL FEATURES

DESCRIPTION

Suitable for domestic water services, heating and air-conditioning plants, compressed air systems. They can be installed in any position: vertical, horizontal, oblique.

Body in brass.
Plate in stainless steel.
Washer in NBR.
Spring in stainless steel.
Minimum and maximum working temperatures: -20°C, 100°C.
Threads: ISO228 (equivalent to DIN EN ISO 228 and BS EN ISO 228).

Available also with NPT thread in the sizes from 1/2" to 4".

SIZES

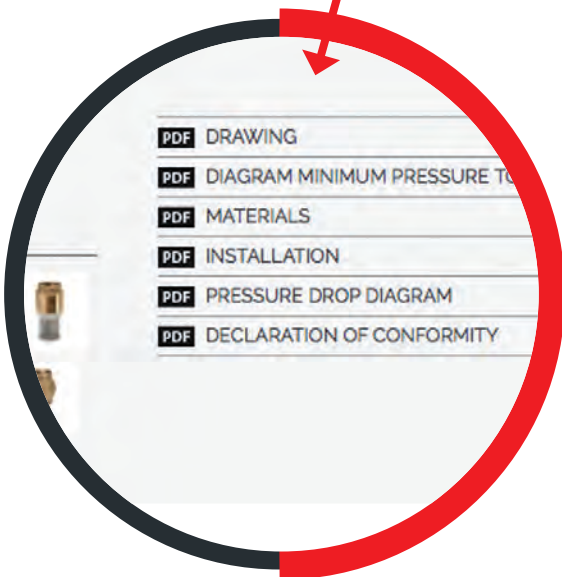
QUALITY

FAMILY EUROPA®

RANGE CHECK AND FOOT VALVES

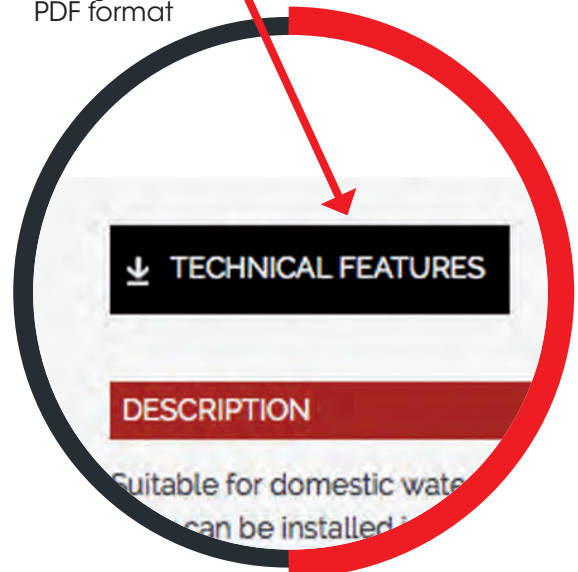
- PDF DRAWING
- PDF DIAGRAM MINIMUM PRESSURE TO GET THE VALVES OPENING
- PDF MATERIALS
- PDF INSTALLATION
- PDF PRESSURE DROP DIAGRAM
- PDF DECLARATION OF CONFORMITY

View or download the single technical sheet in PDF or DXF format



- PDF DRAWING
- PDF DIAGRAM MINIMUM PRESSURE TO GET THE VALVES OPENING
- PDF MATERIALS
- PDF INSTALLATION
- PDF PRESSURE DROP DIAGRAM
- PDF DECLARATION OF CONFORMITY

Download the complete technical catalogue in PDF format



↓ TECHNICAL FEATURES

DESCRIPTION

Suitable for domestic water services, heating and air-conditioning plants, compressed air systems. They can be installed in any position: vertical, horizontal, oblique.



SALES CONDITIONS

IMPORTANT NOTICE

PACKING IN BOXES AND CARTONS HAVE BEEN CHANGED.

Articles 111, 116 and 090 in the sizes 1/4" and 3/8" are actually the same full flow ball valve (3 different codes for the same product). We accept orders for all of them, but in our invoices we will only mention art. 090.

Example: orders received for 100pcs. art.111 - 3/8", in invoice we will mention 100pcs. art.090 - 3/8".

The same applies to the following groups of articles (size 1/4" and 3/8" only):

- 112,117,091: in invoice art.091 only.
- 113,118,092: in invoice art.092 only.
- 114,119,093: in invoice art.093 only.

DELIVERY:

WAREHOUSE FOR GOODS LOADINGS:

ITAP S.p.A. WAREHOUSE

Via Industriale 39 - Zona Industriale Moie

25050 Rodengo Saiano - BRESCIA - ITALY

RETURN OF GOODS:

NO GOODS WILL BE ACCEPTED WITHOUT
PREVIOUS AUTHORIZATION
OF OUR SALES DEPARTMENT.

PAYMENTS

TO AVOID USELESS EXPENSES, WE KINDLY ASK
YOU TO SEND YOUR SWIFT TRANSFERS OR L/CS
EXCLUSIVELY ON THE FOLLOWING BANK:

- UNICREDIT S.P.A.

25125 BRESCIA - ITALY

BIC SWIFT UNCRITMMOLE

FAVOUR ITAP S.P.A. - LUMEZZANE - ITALY

-ACCOUNT 4422673

IBAN IT73N 02008 11239 000004422673

PRICES

CURRENCY

**GOODS
RENDERED**

**MINIMUM
ORDERS'
VALUE**

ORDERS BELOW THE
ABOVE VALUE WILL
BE DELIVERED
EX OUR WORKS

PAYMENT

DELIVERY

PACKING

VALIDITY

**ORDERS
BELOW
THIS VALUE
ARE ANYWAY
NOT ACCEPTED**



>>> INNOVATION, TECHNOLOGY AND PEOPLE

.01	>>> CHECK AND FOOT VALVES
.02	>>> BALL VALVES, GATE VALVES, BIBCOCKS AND GAS SAFETY DEVICES
.03	>>> CHROME-PLATED BIBCOCKS
.04	>>> PRESSURE REDUCING VALVES AND STRAINERS
.05	>>> HEATING
.06	>>> FITTINGS
.07	>>> ACCESSORIES FOR SOLAR HEATING SYSTEMS
	>>> NUMERICAL INDEX

News 2015

	1 - 11
Check and foot valves	2 - 11
	12 - 43
Ball valves and gate valves	14 - 30
Bibcocks	31 - 35
Ball valves, solenoid safety valves and leak detectors for gas	36 - 43
	44 - 51
Build-in valves and supply stops	46 - 48
Washing machine valves	49 - 51
	52 - 57
Pressure reducing valves	54 - 55
Strainers	56 - 57
	58 - 127
Valves (thermostatic, with pre-setting, manual) and lockshields for radiators	58 - 68
Zone valves and electric actuators	69 - 71
Modular and dual distribution manifolds	72 - 77
Stainless steel manifolds and boxes	78 - 83
Pre-assembled stainless steel manifolds and boxes	84 - 91
Brass manifolds and boxes	92 - 97
Pre-assembled brass manifolds and boxes	98 - 105
Set point regulating unit	106 - 109
Accessories and kit for manifolds	110 - 120
Air vent valves and safety valves	121 - 123
Diaphragm safety relief valves	124
Thermostats and chronothermostats	125 - 127
	128 - 154
Fittings for multilayer, PEX and polybutylene pipes	130 - 136
Fittings for copper, PEX and polybutylene pipes	137 - 145
Fittings for polyethylene pipes	146 - 152
Mechanical fittings and accessories	153 - 154
	155 - 157
Accessories for solar heating systems	155 - 157
	158 - 161



NEWS 2015




PG. 30

ART. 156
GATE VALVES PN16




PG. 54

ART. 143 - 143MM - 360 - 361
PRESSURE REDUCING VALVES WITH
YELLOW BRASS THREADS




PG. 62

ART. 894CPS - 994CPS
895CPS - 995CPS
CONVERTIBLE
VALVES WITH
PRE-SETTING




PG. 82

ART. 498
METAL BOXES FOR
MANIFOLDS




PG. 82

ART. 498ST
MOUNTING BRACKETS
CENTRE DISTANCE
211 mm




PG. 86

ART. 918C
PRE-ASSEMBLED STAINLESS STEEL
MANIFOLD
WITH FLOWMETERS,
AIR VENT VALVE AND
DRAIN COCK




PG. 99

ART. 916C
PRE-ASSEMBLED BRASS MANIFOLD
WITH FLOWMETERS,
AIR VENT VALVE AND
DRAIN COCK




PG. 106

ART. 949 - 949CEF - 949BY 894K - 092K
SET POINT REGULATING UNIT
AND ACCESSORIES




PG. 110

ART. 860BY
BY-PASS KIT



PG. 114

ART. 098SK - 298SK
487K01 - 487K02
BALL VALVES KIT



PG. 112

ART. 489AR - 489AGR
489MR - 489MGR
END PIECES WITH DRAIN VALVE
AND AIR VENT VALVE



PG. 132

ART. 595P
COMPRESSION
FITTING FOR PEX
PIPE



PG. 123

ART. 194O - 194OG
ADJUSTABLE
AIR VENT VALVES

.01

> CHECK VALVES
> FOOT VALVES



.02

>>> BALL VALVES

.03

>>> CHROME-PLATED BIBCOCKS

.04

>>> PRESSURE REDUCING VALVES AND STRAINERS

.05

>>> HEATING

.06






>>> FITTINGS

.07

>>> ACCESSORIES FOR SOLAR HEATING SYSTEMS



ART.	DESCRIPTION	PG.
100 - 105	Europa® check and foot valves	2-3
103 - 108	York® check and foot valves	4-5
101 - 106	Block® check and foot valves	6-7
104	Roma® check valves	8-9
102 - 107	Strainers for Europa®, York®, Block®, Roma® check valves	9
130	Swing check valve	10-11
140	Foot valve	10-11

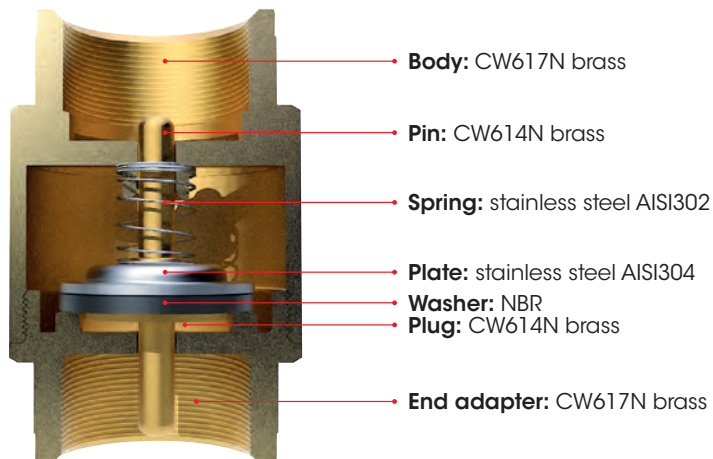


THE ORIGINAL



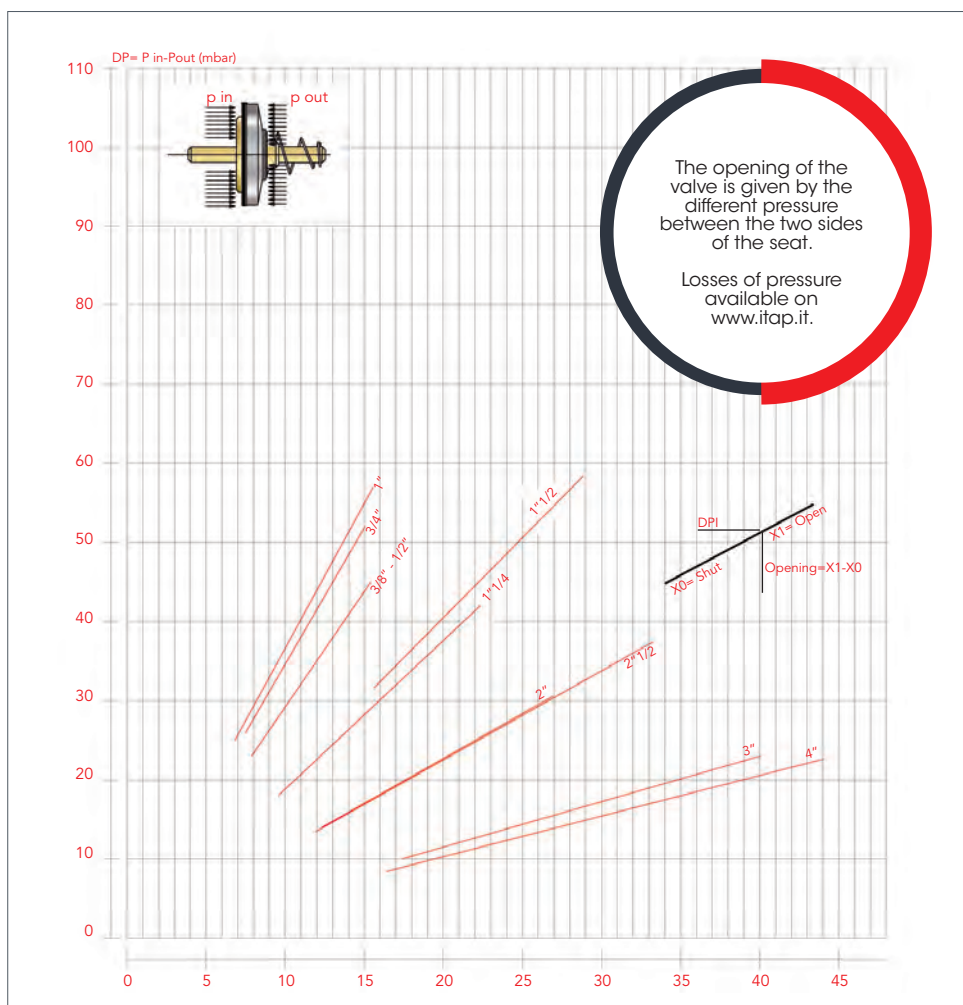
MAT

MATERIALS



TEC

DIAGRAM OF THE MINIMUM PRESSURE NEEDED TO GET THE VALVES OPENING



Suitable for domestic water services, heating and air-conditioning plants, compressed air systems. They can be installed in any position: vertical, horizontal, oblique.

>>> 100 || Europa® check valve



SIZE	PRESSURE	CODE	PACKING
3/8" (DN 10)	25bar/362.5psi	1000038	10/130
1/2" (DN 15)	25bar/362.5psi	1000012	10/120
3/4" (DN 20)	25bar/362.5psi	1000034	8/88
1" (DN 25)	25bar/362.5psi	1000100	6/54
1 1/4" (DN 32)	18bar/261psi	1000114	4/36
1 1/2" (DN 40)	18bar/261psi	1000112	4/32
2" (DN 50)	18bar/261psi	1000200	2/20
2 1/2" (DN 65)	12bar/174psi	1000212	1/9
3" (DN 80)	12bar/174psi	1000300	1/6
4" (DN 100)	12bar/174psi	1000400	1/4

Body in brass.
 Plate in stainless steel.
 Washer in NBR.
 Spring in stainless steel.
 Minimum and maximum working temperatures: -20°C, 100°C.
 Threads: ISO228 (equivalent to DIN EN ISO 228 and BS EN ISO 228).
Available also with NPT thread in the sizes from 1/2" to 4". Price as in the chart.

>>> 105 || Europa® foot valve



SIZE	PRESSURE	CODE	PACKING
3/8" (DN 10)	25bar/362.5psi	1050038	8/120
1/2" (DN 15)	25bar/362.5psi	1050012	8/120
3/4" (DN 20)	25bar/362.5psi	1050034	6/90
1" (DN 25)	25bar/362.5psi	1050100	4/60
1 1/4" (DN 32)	18bar/261psi	1050114	4/32
1 1/2" (DN 40)	18bar/261psi	1050112	2/26
2" (DN 50)	18bar/261psi	1050200	2/14
2 1/2" (DN 65)	12bar/174psi	1050212	1/6
3" (DN 80)	12bar/174psi	1050300	1/5
4" (DN 100)	12bar/174psi	1050400	1/3

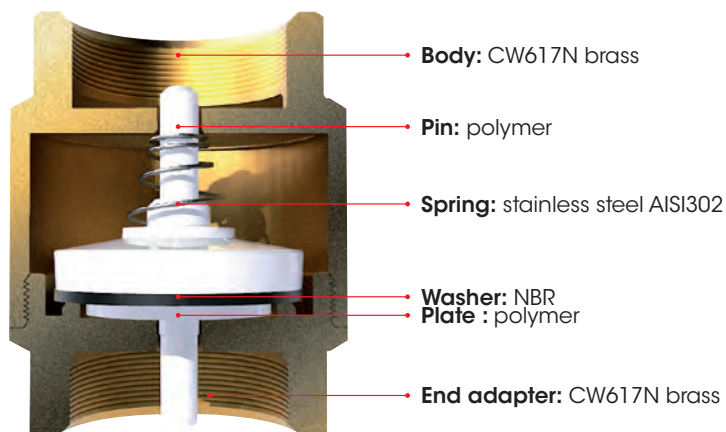
Body in brass.
 Plate in stainless steel.
 Washer in NBR.
 Spring in stainless steel.
 Strainer in polymer and stainless steel.
 Filtration degree: 3/8" through 2": 1200µm; 2 1/2" through 4": 2000µm.
 Minimum and maximum working temperatures: -20°C, 100°C.
 Threads: ISO228 (equivalent to DIN EN ISO 228 and BS EN ISO 228).
Available also with NPT thread in the sizes 2 1/2", 3" and 4". Price as in the chart.

THE ORIGINAL




MAT

MATERIALS



TEC

DIAGRAM OF THE MINIMUM PRESSURE NEEDED TO GET THE VALVES OPENING



Suitable for domestic water services, heating and air-conditioning plants, compressed air systems. They can be installed in any position: vertical, horizontal, oblique.

>>> 103 || York® check valve



SIZE	PRESSURE	CODE	PACKING
3/8" (DN 10)	12bar/174psi	1030038	10/200
1/2" (DN 15)	12bar/174psi	1030012	10/200
3/4" (DN 20)	12bar/174psi	1030034	8/128
1" (DN 25)	12bar/174psi	1030100	8/88
1"1/4 (DN 32)	10bar/145psi	1030114	6/54
1"1/2 (DN 40)	10bar/145psi	1030112	4/36
2" (DN 50)	10bar/145psi	1030200	2/28
2"1/2 (DN 65)	8bar/116psi	1030212	1/16
3" (DN 80)	8bar/116psi	1030300	1/12
4" (DN 100)	8bar/116psi	1030400	1/7

Body in brass.
 Plate in polymer.
 Washer in NBR.
 Spring in stainless steel.
 Minimum and maximum working temperatures: -20°C, 100°C.
 Threads: ISO228 (equivalent to DIN EN ISO 228 and BS EN ISO 228).

>>> 108 || York® foot valve



SIZE	PRESSURE	CODE	PACKING
3/8" (DN 10)	12bar/174psi	1080038	10/220
1/2" (DN 15)	12bar/174psi	1080012	10/220
3/4" (DN 20)	12bar/174psi	1080034	8/144
1" (DN 25)	12bar/174psi	1080100	8/120
1"1/4 (DN 32)	10bar/145psi	1080114	6/60
1"1/2 (DN 40)	10bar/145psi	1080112	4/48
2" (DN 50)	10bar/145psi	1080200	2/26
2"1/2 (DN 65)	6bar/87psi	1080212	1/25
3" (DN 80)	6bar/87psi	1080300	1/17
4" (DN 100)	6bar/87psi	1080400	1/10

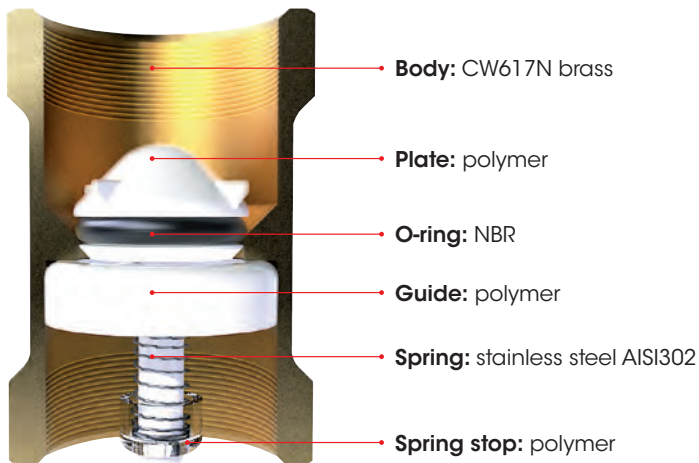
Body in brass.
 Plate in polymer.
 Washer in NBR.
 Spring in stainless steel.
 Strainer in polymer and stainless steel.
 Filtration degree: 3/8" through 2": 1200µm; 2"1/2 through 4": 2000µm.
 Minimum and maximum working temperatures: -20°C, 100°C.
 Threads: ISO228 (equivalent to DIN EN ISO 228 and BS EN ISO 228).

THE ORIGINAL




MAT

MATERIALS



TEC

DIAGRAM OF THE MINIMUM PRESSURE NEEDED TO GET THE VALVES OPENING



Suitable for domestic water services, heating and air-conditioning plants, compressed air systems. They can be installed in any position: vertical, horizontal, oblique.

>>> 101 | Block® check valve



PATENTED

SIZE	PRESSURE	CODE	PACKING
1/2" (DN 15)	12bar/174psi	1010012	14/322
3/4" (DN 20)	12bar/174psi	1010034	12/204
1" (DN 25)	12bar/174psi	1010100	10/160
1"1/4 (DN 32)	10bar/145psi	1010114	8/88
1"1/2 (DN 40)	10bar/145psi	1010112	6/72
2" (DN 50)	10bar/145psi	1010200	4/40

Body in brass.
Plate in polymer.
O-ring in NBR.
Spring in stainless steel.
Minimum and maximum working temperatures: -20°C, 100°C.
Threads: ISO228 (equivalent to DIN EN ISO 228 and BS EN ISO 228).

>>> 106 | Block® foot valve



PATENTED

SIZE	PRESSURE	CODE	PACKING
1/2" (DN 15)	12bar/174psi	1060012	14/252
3/4" (DN 20)	12bar/174psi	1060034	12/144
1" (DN 25)	12bar/174psi	1060100	10/100
1"1/4 (DN 32)	10bar/145psi	1060114	8/72
1"1/2 (DN 40)	10bar/145psi	1060112	6/54
2" (DN 50)	10bar/145psi	1060200	4/32

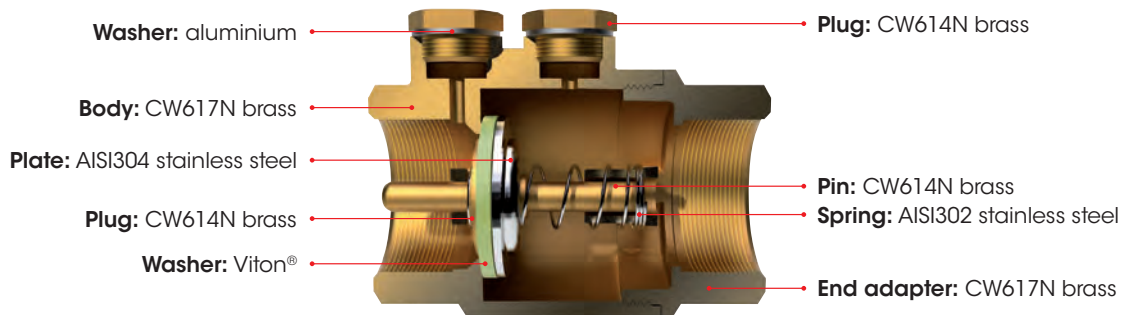
Body in brass.
Plate in polymer.
O-ring in NBR.
Spring in stainless steel.
Strainer in polymer.
Minimum and maximum working temperatures: -20°C, 100°C.
Threads: ISO228 (equivalent to DIN EN ISO 228 and BS EN ISO 228).

THE ORIGINAL



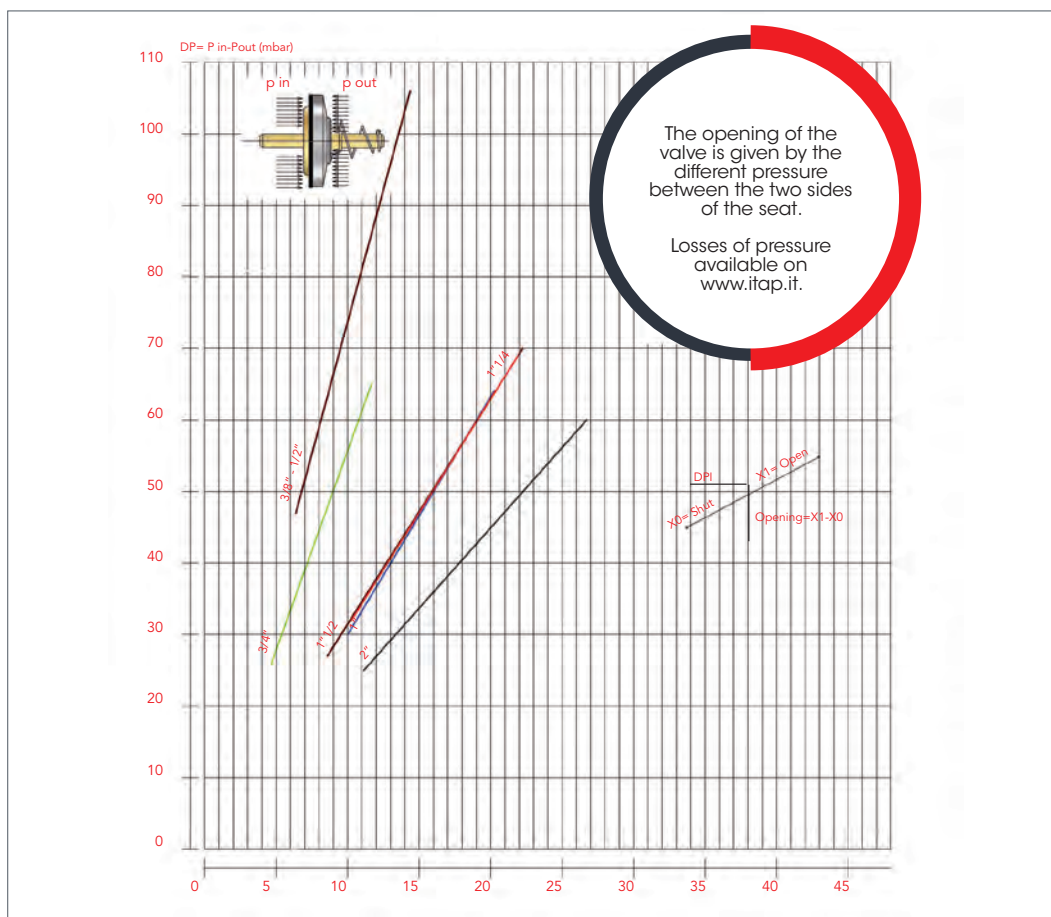
MAT

MATERIALS



TEC

DIAGRAM OF THE MINIMUM PRESSURE NEEDED TO GET THE VALVES OPENING



Suitable for domestic water services, heating and air-conditioning plants, compressed air systems. They can be installed in any position: vertical, horizontal, oblique. Suitable for use with gasoline and fuels in general.

>>> 104 || Roma® check valve



SIZE	PRESSURE	CODE	PACKING
3/8" (DN 10)	25bar/362.5psi	1040038	10/100
1/2" (DN 15)	25bar/362.5psi	1040012	10/100
3/4" (DN 20)	25bar/362.5psi	1040034	8/72
1" (DN 25)	25bar/362.5psi	1040100	6/48
1"1/4 (DN 32)	18bar/261psi	1040114	4/28
1"1/2 (DN 40)	18bar/261psi	1040112	4/24
2" (DN 50)	18bar/261psi	1040200	2/16

Body in brass.

Plate in stainless steel.

Washer in Viton®.

Spring in stainless steel.

Outlet plugs in brass, thread 1/4".

Minimum working temperature: -20°C.

Maximum working temperature: 100°C with water ;150°C with fluid hydrocarbons or compressed air.

Threads ISO228 (equivalent to DIN EN ISO 228 and BS EN ISO 228).

>>> 102 || Strainer for Europa®, York®, Roma®, Block® check valves



SIZE	CODE	PACKING
3/8" (DN 10)	1020038	30/1200
1/2" (DN 15)	1020012	30/900
3/4" (DN 20)	1020034	20/480
1" (DN 25)	1020100	20/280
1"1/4 (DN 32)	1020114	10/180
1"1/2 (DN 40)	1020112	10/140
2" (DN 50)	1020200	4/76
2"1/2 (DN 65)	1020212	1/62
3" (DN 80)	1020300	1/36
4" (DN 100)	1020400	1/20

Filtration degree: 3/8" through 2": 1200µm; 2"1/2 through 4": 2000µm.

Strainer in stainless steel.

Threaded end in polymer.

Thread: ISO228 (equivalent to DIN EN ISO 228 and BS EN ISO 228).

Available also with NPT thread in the sizes 2" 1/2, 3" and 4". Price as in the chart.

>>> 107 || Strainer for Europa®, York®, Roma®, Block® check valves



SIZE	CODE	PACKING
3/8" (DN 10)	1070038	50/1500
1/2" (DN 15)	1070012	40/1200
3/4" (DN 20)	1070034	35/840
1" (DN 25)	1070100	30/420
1"1/4 (DN 32)	1070114	20/280
1"1/2 (DN 40)	1070112	15/195
2" (DN 50)	1070200	8/112

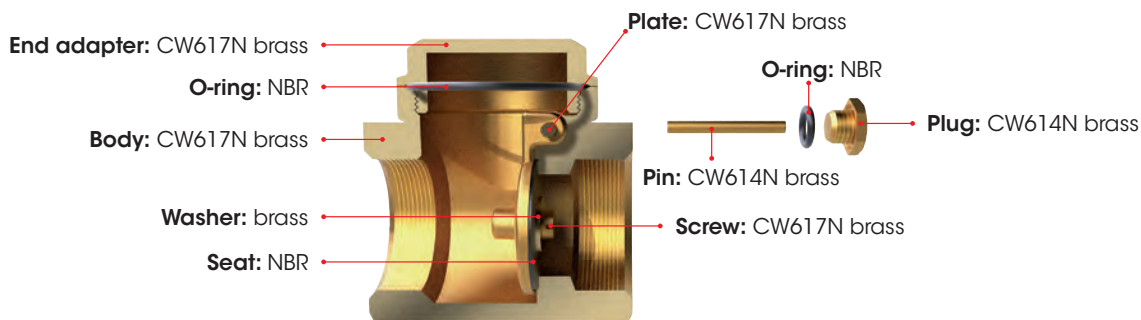
Strainer in polymer.

Thread: ISO228 (equivalent to DIN EN ISO 228 and BS EN ISO 228).



MAT

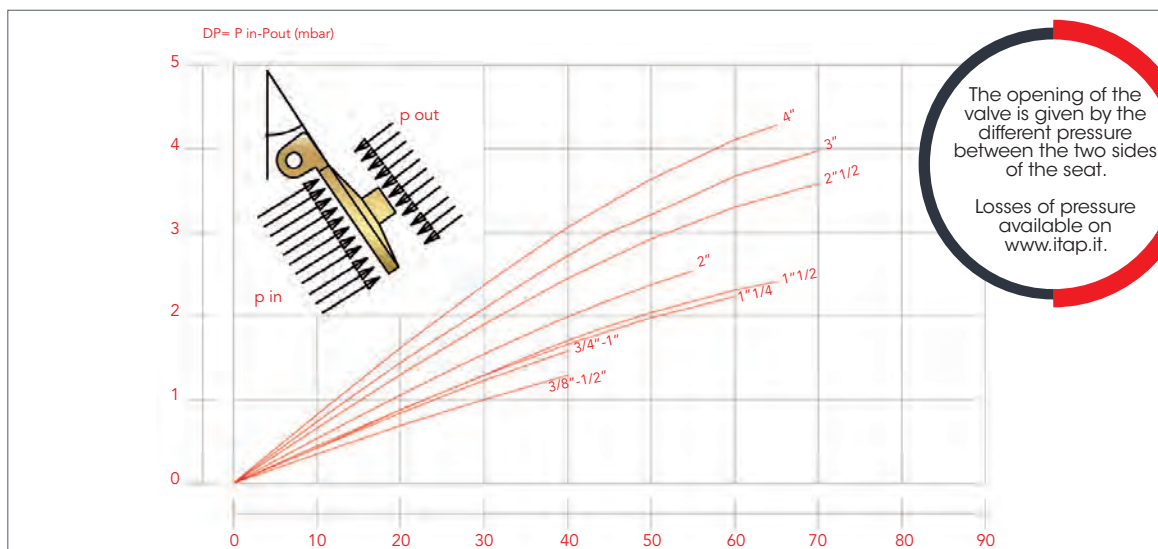
MATERIALS



The cross section refers to the valve with NBR seat. Available also with metal seat.

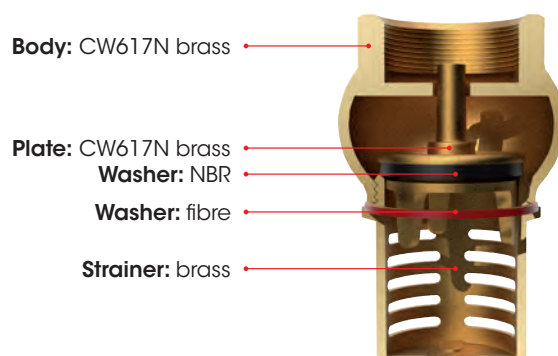
TEC

DIAGRAM OF THE MINIMUM PRESSURE NEEDED TO GET THE VALVES OPENING



MAT

MATERIALS



>>> 130 || Swing check valve



NBR SEAT

SIZE	PRESSURE	CODE	PACKING
3/8" (DN 10)	16bar/232psi	1300038G	16/128
1/2" (DN 15)	16bar/232psi	1300012G	16/128
3/4" (DN 20)	16bar/232psi	1300034G	12/96
1" (DN 25)	12bar/174psi	1300100G	8/56
1 1/4" (DN 32)	10bar/145psi	1300114G	5/40
1 1/2" (DN 40)	10bar/145psi	1300112G	4/32
2" (DN 50)	10bar/145psi	1300200G	2/24

METAL SEAT

SIZE	PRESSURE	CODE	PACKING
3/8" (DN 10)	16bar/232psi	1300038M	16/128
1/2" (DN 15)	16bar/232psi	1300012M	16/128
3/4" (DN 20)	16bar/232psi	1300034M	12/96
1" (DN 25)	12bar/174psi	1300100M	8/56
1 1/4" (DN 32)	10bar/145psi	1300114M	5/40
1 1/2" (DN 40)	10bar/145psi	1300112M	4/32
2" (DN 50)	10bar/145psi	1300200M	2/24
2 1/2" (DN 65)	8bar/116psi	1300212M	1/12
3" (DN 80)	8bar/116psi	1300300M	1/10
4" (DN 100)	8bar/116psi	1300400M	1/4

Body in brass.

O-ring for upper plug in NBR.

O-ring of the side plug in NBR.

Plate in brass.

Minimum and maximum working temperatures: 0°C, 90°C.

Threads: ISO228 (equivalent to DIN EN ISO 228 and BS EN ISO 228).

Available 3/8" through 2" with NBR seat, 3/8" through 4" with metal seat.

Available also with NPT thread in the sizes 2" 1/2, 3" and 4".

Price as in the chart.

>>> 140 || Foot valve



SIZE	PRESSURE	CODE	PACKING
1/2" (DN 15)	10bar/145psi	1400012	12/156
3/4" (DN 20)	10bar/145psi	1400034	12/96
1" (DN 25)	10bar/145psi	1400100	12/96
1 1/4" (DN 32)	8bar/116psi	1400114	5/60
1 1/2" (DN 40)	8bar/116psi	1400112	3/30
2" (DN 50)	8bar/116psi	1400200	2/26
2 1/2" (DN 65)	6bar/87psi	1400212	1/16
3" (DN 80)	6bar/87psi	1400300	1/8
4" (DN 100)	6bar/87psi	1400400	1/6

Body and strainer in brass.

Strainer washer in fibre.

Plate in brass.

Washer in NBR.

Minimum and maximum working temperatures: 0°C, 90°C.

Thread: ISO228 (equivalent to DIN EN ISO 228 and BS EN ISO 228).

Available also with NPT thread in the sizes 2" 1/2, 3" and 4".

Price as in the chart.

inetti - sicurezza gas - ball
es - gate valves - bibcock
safety devices - valvole
- saracinesche - rubine
urezza gas - ball valves -
valves - bibcocks - gas
safety devices - valvole a sfer
cinesche - rubinetti
- ball valves - gate
bibcocks - gas safety
valvole a sfera - sar
rubinetti - sicurezza g
alves - gate valves -
gas safety devices - v
fera - saracinesche - rub
sicurezza gas - ball valves -
gate valves - bibcocks - gas
safety devices - valvole a sfer
aracinesche - rubinetti - sic
gas - ball valves - gate valve
bibcocks - gas safety devic
valvole a sfera - saracinesc
rubinetti - sicurezza gas - bo
alves - gate valves - bibcoc
gas safety devices - valvole
fera - saracinesche - rubine
sicurezza gas - ball valves -
gate valves - bibcocks - gas
safety devices - valvole a sfer
aracinesche - rubinetti - sic
gas - ball valves - gate valve
bibcocks - gas safety devic
valvole a sfera - saracinesc
rubinetti - sicurezza gas - bo
alves - gate valves - bibcoc
gas safety devices - valvole

.01
>>>

>>> CHECK AND FOOT VALVES

.02
>>>

.02
->>>

- > BALL VALVES
- > GATE VALVES
- > BIBCOCKS
- > GAS SAFETY DEVICES

.03
>>>

>>> CHROME-PLATED BIBCOCKS

.04
>>>

>>> PRESSURE REDUCING VALVES AND STRAINERS

.05
>>>

>>> HEATING

.06
>>>





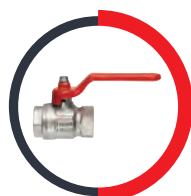

>>> FITTINGS

.07
>>>

>>> ACCESSORIES FOR SOLAR HEATING SYSTEMS



ART.	DESCRIPTION	PG.
376 - 377 - 378 - 379	Green® ecological ball valves	16
076 - 077 - 078 - 079	Madrid® full flow ball valves	17
080 - 081 - 082 - 083	Paris® full flow ball valves	18
120 - 121	Mondial® full flow ball valves	18
090 - 091 - 092 - 093 098 - 098S - 098SDC 298 - 298S - 298SDC 492BC	Ideal® full flow ball valves	19-21
116 - 117 - 118 - 119 216 - 217	Vienna® standard flow ball valves	22-23
111 - 112 - 113 - 114 211	Orient® reduced flow ball valves	24
145	Stream® full flow ball valve	25
086 - 084 - 084LK 084PP - 087 - 088	Handles and locking device for ball valves	26-28
125 - 126	MINI ball valves	28
115	Standard flow ball valve with drain valve	29
099	Full flow ball valve, male/male thread	29
128	3-way ball valve	29
156	PN16 gate valve	30
131	Spin® hose bibcock with mobile connection	31
132 - 133 - 134 - 166 167 - 168 - 174 - 176 178 - 180 - 170 - 172 144 - 191 - 139 - 139R	Bibcocks	31-34
280 - 282 - 282O	Hose connections	35
350L - 355L - 355S	Supply bibcocks	35
066 - 067 - 068 - 069 266 - 267	London® gas ball valves	38-39
070 - 071 - 072 - 073	Berlin® gas ball valves	40
120G - 121G	Mondial® gas ball valves	41
060 - 062	Angle ball valves for gas	41
086G - 084G - 087G	Handles for gas ball valves	42
992 - 993 - 998	Gas leak detector and solenoid safety valves	43



MAT

MATERIALS

Screw: zincplated steel Fe CB4

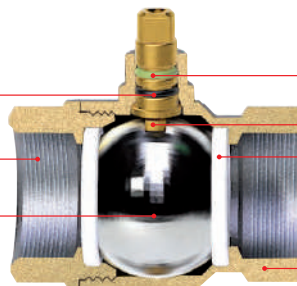
Lever handle:
zincplated and varnished
steel Fe P04

Flat lever handle:
zincplated lined steel Fe P04

T handle:
aluminium

Ideal®
Vienna®
Orient®
Mondial®


O-ring: NBR
End adapter:
nickel-plated brass CW617N
Ball:
chrome-plated brass
CW617N



O-ring: Viton®
Stem: CW614N brass
Seat: P.T.F.E.
Body: nickel-plated brass CW617N

Green®
Madrid®

O-ring: NBR
End adapter:
nickel-plated brass CW617N
Ball:
chrome-plated brass
CW617N



O-ring: Viton®
Stem: CW614N brass
Seat: P.T.F.E.
Body: nickel-plated brass
CW617N

MAT

MATERIALS

Screw: zincplated steel Fe CB4



Lever handle:
zincplated and varnished
steel Fe P04



T handle:
aluminium



O-ring: NBR

O-ring: NBR

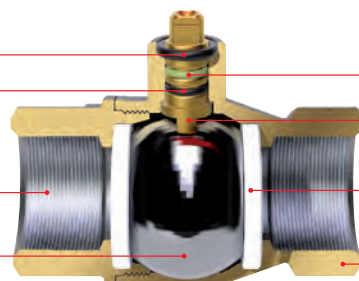
O-ring: Viton®

Stem: CW614N brass

Seat: P.T.F.E.

End adapter:
nickel-plated brass CW617N

Ball:
chrome-plated brass
CW617N



Body: nickel-plated brass CW617N

Paris®

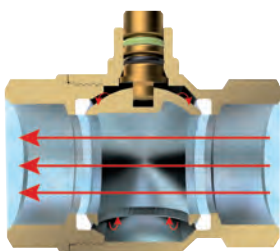
TEC

BALL BORE CHART (unit in mm)

	ITAP	1/4"	3/8"	1/2"	3/4"	1"	1*1/4	1*1/2	2"	2*1/2	3"	4"
GREEN®	376	10	10	15	20	25	32	40	50	-	-	-
	377	8	10	15	20	25	32	39	50	-	-	-
	378	10	10	15	20	25	-	-	-	-	-	-
	379	8	10	15	20	25	-	-	-	-	-	-
MADRID®	076	10	10	15	20	25	32	40	50	-	-	-
	077	8	10	15	20	25	32	39	50	-	-	-
	078	10	10	15	20	25	-	-	-	-	-	-
IDEAL®	090	10	10	15	20	25	32	40	50	65	80	100
	091	8	10	15	20	25	32	39	50	-	-	-
	092	10	10	15	20	25	32	-	-	-	-	-
	093	8	10	15	20	25	32	-	-	-	-	-
	098	-	-	15	20	25	32	39	50	-	-	-
	298	-	-	14	18	23	-	-	-	-	-	-
VIENNA®	116	10	10	14	18,5	23,5	30	37	47	-	-	-
	117	8	10	14	18,5	23,5	30	37	47	-	-	-
	118	10	10	14	18,5	23,5	-	-	-	-	-	-
	119	8	10	14	18,5	23,5	-	-	-	-	-	-
	216	10	10	14	18,5	23,5	30	37	47	-	-	-
ORIENT®	217	8	10	14	18,5	23,5	30	37	47	-	-	-
	111	10	10	12	15	20	25	32	40	54	65	80
	112	8	10	12	15	20	-	-	-	-	-	-
	113	10	10	12	15	20	-	-	-	-	-	-
MONDIAL®	114	8	10	12	15	20	-	-	-	-	-	-
	120	-	-	-	-	-	-	-	-	65	80	100
PARIS®	121	-	-	-	-	-	-	-	-	63	74	97
	080	-	-	15	20	25	32	40	50	-	-	-
	081	-	-	15	20	25	32	38	49	-	-	-
	082	-	-	15	20	25	-	-	-	-	-	-
	083	-	-	15	20	25	-	-	-	-	-	-

TEC

DRINKABLE WATER. ANTILEGIONNAIRE'S DISEASE.



Ecological ball valves in compliance with the new European regulation for drinkable water. Approved in accordance with standard EN 13828 and Code of Practice DVGW W 570 for the distribution of water intended for human consumption. Equipped with a ball designed to avoid the stagnation of water and eventual proliferation of bacteria inside the valve.

Female/female or male/female threads.
 Flat lever handle in lined steel or T handle in aluminium.
 Body in chrome-plated brass.
 Minimum and maximum working temperatures: -20°C, 150°C in absence of steam.
 Female threads: ISO 7/1 Rp parallel (equivalent to DIN EN 10226-1 and BS EN 10226-1).
 Male threads: ISO 7/1 R taper (equivalent to DIN EN 10226-1 and BS EN 10226-1).



376 | Green® ball valve, full flow



SIZE	PRESSURE	CODE	PACKING
1/4" (DN 8)	50bar/725psi	376B014	12/156
3/8" (DN 10)	50bar/725psi	376B038	12/156
1/2" (DN 15)	50bar/725psi	376B012	10/80
3/4" (DN 20)	40bar/580psi	376B034	8/64
1" (DN 25)	40bar/580psi	376B100	6/48
1"1/4 (DN 32)	30bar/435psi	376B114	4/24
1"1/2 (DN 40)	30bar/435psi	376B112	2/18
2" (DN 50)	25bar/362.5psi	376B200	2/14



377 | Green® ball valve, full flow



SIZE	PRESSURE	CODE	PACKING
1/4" (DN 8)	50bar/725psi	377B014	12/156
3/8" (DN 10)	50bar/725psi	377B038	12/156
1/2" (DN 15)	50bar/725psi	377B012	10/80
3/4" (DN 20)	40bar/580psi	377B034	8/64
1" (DN 25)	40bar/580psi	377B100	6/48
1"1/4 (DN 32)	30bar/435psi	377B114	4/24
1"1/2 (DN 40)	30bar/435psi	377B112	2/18
2" (DN 50)	25bar/362.5psi	377B200	2/14



378 | Green® ball valve, full flow



SIZE	PRESSURE	CODE	PACKING
1/4" (DN 8)	50bar/725psi	378B014	15/165
3/8" (DN 10)	50bar/725psi	378B038	15/165
1/2" (DN 15)	50bar/725psi	378B012	10/110
3/4" (DN 20)	40bar/580psi	378B034	8/64
1" (DN 25)	40bar/580psi	378B100	6/48



379 | Green® ball valve, full flow



SIZE	PRESSURE	CODE	PACKING
1/4" (DN 8)	50bar/725psi	379B014	15/165
3/8" (DN 10)	50bar/725psi	379B038	15/165
1/2" (DN 15)	50bar/725psi	379B012	10/130
3/4" (DN 20)	40bar/580psi	379B034	8/64
1" (DN 25)	40bar/580psi	379B100	6/48



>>>

Suitable for domestic water services, heating, air-conditioning plants and compressed air systems.

Female/female or male/female threads.

Lever handle in steel or T handle in aluminium.

Body in nickel-plated brass.

Minimum and maximum working temperatures: -20°C, 150°C in absence of steam.

Female threads: ISO 7/1 Rp parallel (equivalent to DIN EN 10226-1 and BS EN 10226-1).

Male threads: ISO 7/1 R taper (equivalent to DIN EN 10226-1 and BS EN 10226-1).

>>> **076** | Madrid® ball valve, full flow



SIZE	PRESSURE	CODE	PACKING
1/4" (DN 8)	50bar/725psi	076B014	12/192
3/8" (DN 10)	50bar/725psi	076B038	12/192
1/2" (DN 15)	50bar/725psi	076B012	10/100
3/4" (DN 20)	40bar/580psi	076B034	8/64
1" (DN 25)	40bar/580psi	076B100	6/48
1 1/4" (DN 32)	30bar/435psi	076B114	4/32
1 1/2" (DN 40)	30bar/435psi	076B112	2/16
2" (DN 50)	25bar/362.5psi	076B200	2/14

>>> **077** | Madrid® ball valve, full flow



SIZE	PRESSURE	CODE	PACKING
1/4" (DN 8)	50bar/725psi	077B014	12/192
3/8" (DN 10)	50bar/725psi	077B038	12/132
1/2" (DN 15)	50bar/725psi	077B012	10/100
3/4" (DN 20)	40bar/580psi	077B034	8/64
1" (DN 25)	40bar/580psi	077B100	6/48
1 1/4" (DN 32)	30bar/435psi	077B114	4/24
1 1/2" (DN 40)	30bar/435psi	077B112	2/16
2" (DN 50)	25bar/362.5psi	077B200	2/14

>>> **078** | Madrid® ball valve, full flow



SIZE	PRESSURE	CODE	PACKING
1/4" (DN 8)	50bar/725psi	078B014	15/165
3/8" (DN 10)	50bar/725psi	078B038	15/165
1/2" (DN 15)	50bar/725psi	078B012	10/110
3/4" (DN 20)	40bar/580psi	078B034	8/64
1" (DN 25)	40bar/580psi	078B100	6/48

>>> **079** | Madrid® ball valve, full flow



SIZE	PRESSURE	CODE	PACKING
1/4" (DN 8)	50bar/725psi	079B014	15/165
3/8" (DN 10)	50bar/725psi	079B038	15/165
1/2" (DN 15)	50bar/725psi	079B012	10/130
3/4" (DN 20)	40bar/580psi	079B034	8/64
1" (DN 25)	40bar/580psi	079B100	6/48



Suitable for domestic water services, heating and air-conditioning plants, compressed air systems.

Female/female or male/female threads.

Lever handle in steel or T handle in aluminium.

Body in nickel-plated brass.

Minimum and maximum working temperatures: -20°C, 150°C in absence of steam.

Female threads: ISO 7/1 Rp parallel (equivalent to DIN EN 10226-1 and BS EN 10226-1).

Male threads ISO 7/1 R taper (equivalent to DIN EN 10226-1 and BS EN 10226-1).

080 Paris® ball valve, full flow



SIZE	PRESSURE	CODE	PACKING
1/2" (DN 15)	50bar/725psi	080B012	12/96
3/4" (DN 20)	40bar/580psi	080B034	8/40
1" (DN 25)	40bar/580psi	080B100	6/30
1"1/4 (DN 32)	30bar/435psi	080B114	4/24
1"1/2 (DN 40)	30bar/435psi	080B112	2/18
2" (DN 50)	25bar/362.5psi	080B200	2/10

081 Paris® ball valve, full flow



SIZE	PRESSURE	CODE	PACKING
1/2" (DN 15)	50bar/725psi	081B012	12/96
3/4" (DN 20)	40bar/580psi	081B034	8/40
1" (DN 25)	40bar/580psi	081B100	6/30
1"1/4 (DN 32)	30bar/435psi	081B114	4/24
1"1/2 (DN 40)	30bar/435psi	081B112	2/18
2" (DN 50)	25bar/362.5psi	081B200	2/10

082 Paris® ball valve, full flow



SIZE	PRESSURE	CODE	PACKING
1/2" (DN 15)	50bar/725psi	082B012	12/96
3/4" (DN 20)	40bar/580psi	082B034	8/64
1" (DN 25)	40bar/580psi	082B100	8/40

083 Paris® ball valve, full flow



SIZE	PRESSURE	CODE	PACKING
1/2" (DN 15)	50bar/725psi	083B012	12/96
3/4" (DN 20)	40bar/580psi	083B034	8/64
1" (DN 25)	40bar/580psi	083B100	8/48

Suitable for domestic water services, heating and air-conditioning plants, compressed air systems.

Female/female or male/female threads.

Lever handle in aluminium.

Body in nickel-plated brass.

Minimum and maximum working temperatures: -20°C, 150°C in absence of steam.

Threads ISO 228 (equivalent to DIN EN ISO 228 and BS EN ISO 228).



120 Mondial® ball valve, full flow



SIZE	PRESSURE	CODE	PACKING
2"1/2 (DN 65)	18bar/261psi	1200212	1/5
3" (DN 80)	16bar/232psi	1200300	1/3
4" (DN 100)	14bar/203psi	1200400	1/2

121 Mondial® ball valve, full flow



SIZE	PRESSURE	CODE	PACKING
2"1/2 (DN 65)	18bar/261psi	1210212	1/5
3" (DN 80)	16bar/232psi	1210300	1/3
4" (DN 100)	14bar/203psi	1210400	1/2





Suitable for domestic water services, heating and air-conditioning plants, compressed air systems.

Female/female or male/female threads.

Lever handle in steel (aluminium in the sizes 2" 1/2, 3" and 4") or T handle in aluminium.

Body in nickel-plated brass.

Minimum and maximum working temperatures: -20°C, 150°C in absence of steam.

Threads: ISO228 (equivalent to DIN EN ISO 228 and BS EN ISO 228).

>>> **090** | Ideal® ball valve, full flow



Available also with NPT thread in the sizes 1/4" through 2".
Mention "N" in the code only to order the black handle.
Price as in the chart.

SIZE	PRESSURE	CODE	PACKING
1/4" (DN 8)	50bar/725psi	0900014/N	12/192
3/8" (DN 10)	50bar/725psi	0900038/N	12/192
1/2" (DN 15)	50bar/725psi	0900012/N	12/156
3/4" (DN 20)	40bar/580psi	0900034/N	8/64
1" (DN 25)	40bar/580psi	0900100/N	8/64
1"1/4 (DN 32)	30bar/435psi	0900114/N	4/32
1"1/2 (DN 40)	30bar/435psi	0900112/N	2/26
2" (DN 50)	25bar/362.5psi	0900200/N	2/12
2"1/2 (DN 65)	18bar/261psi	0900212/N	1/7
3" (DN 80)	16bar/232psi	0900300/N	1/4
4" (DN 100)	14bar/203psi	0900400/N	1/2

>>> **091** | Ideal® ball valve, full flow



Mention "N" in the code only to order the black handle.
Price as in the chart.

SIZE	PRESSURE	CODE	PACKING
1/4" (DN 8)	50bar/725psi	0910014/N	12/192
3/8" (DN 10)	50bar/725psi	0910038/N	12/192
1/2" (DN 15)	50bar/725psi	0910012/N	12/120
3/4" (DN 20)	40bar/580psi	0910034/N	8/64
1" (DN 25)	40bar/580psi	0910100/N	8/40
1"1/4 (DN 32)	30bar/435psi	0910114/N	4/32
1"1/2 (DN 40)	30bar/435psi	0910112/N	2/24
2" (DN 50)	25bar/362.5psi	0910200/N	2/12


>>> **092** | Ideal® ball valve, full flow



Available also with NPT thread in the sizes 1/4" through 1".
Mention "N" in the code only to order the black handle.
Price as in the chart.

SIZE	PRESSURE	CODE	PACKING
1/4" (DN 8)	50bar/725psi	0920014/N	15/240
3/8" (DN 10)	50bar/725psi	0920038/N	15/240
1/2" (DN 15)	50bar/725psi	0920012/N	12/132
3/4" (DN 20)	40bar/580psi	0920034/N	8/88
1" (DN 25)	40bar/580psi	0920100/N	8/64
1"1/4 (DN 32)	30bar/435psi	0920114/N	4/32

>>> **093** | Ideal® ball valve, full flow



Mention "N" in the code only to order the black handle.
Price as in the chart.

SIZE	PRESSURE	CODE	PACKING
1/4" (DN 8)	50bar/725psi	0930014/N	15/165
3/8" (DN 10)	50bar/725psi	0930038/N	15/165
1/2" (DN 15)	50bar/725psi	0930012/N	12/96
3/4" (DN 20)	40bar/580psi	0930034/N	8/64
1" (DN 25)	40bar/580psi	0930100/N	8/64
1"1/4 (DN 32)	30bar/435psi	0930114/N	4/32





Suitable for domestic water services, heating and air-conditioning plants, compressed air systems.

Male/female threads.

T handle in aluminium.

Body in nickel-plated brass.

Minimum and maximum working temperatures: -20°C, 150°C in absence of steam.

Threads ISO228 (equivalent to DIN EN ISO 228 and BS EN ISO 228).

>>>

098 | Ideal® ball valve, full flow for manifolds




1 1/2 and 2" size with flat seat and lever handle in steel.

SIZE	PRESSURE	CODE	PACKING
1/2" (DN 15)	50bar/725psi	0980012	8/88
3/4" (DN 20)	40bar/580psi	0980034	6/60
1" (DN 25)	40bar/580psi	0980100	6/48
1 1/4" (DN 32)	30bar/435psi	0980114	4/32
1 1/2" (DN 40)	30bar/435psi	0980112	2/16
2" (DN 50)	30bar/435psi	0980200	2/10

>>>

098S | Ideal® ball valve with o-ring, full flow for manifolds




3/4" and 1" available also with blue handle.
Mention "SB" in the code only to order the blue handle.

SIZE	PRESSURE	CODE	PACKING
1/2" (DN 15)	50bar/725psi	0980012S	8/88
3/4" (DN 20)	40bar/580psi	0980034S/SB	6/60
1" (DN 25)	40bar/580psi	0980100S/SB	6/48
1 1/4" (DN 32)	30bar/435psi	0980114S	4/32

>>>

098SDC | Ideal® ball valve without union, full flow for manifolds



Male thread with conical seat.
Available sizes: 3/4"F x 1"M -1"F x 1"1/4M -1"1/4F x 1"1/2M.
Mention "B" in the code to order the blue T handle.

SIZE	PRESSURE	CODE	PACKING
3/4" (DN 20)	40bar/580psi	0980034SDC/B	8/88
1" (DN 25)	40bar/580psi	0980100SDC/B	8/64
1 1/4" (DN 32)	30bar/435psi	0980114SDC/B	4/40



098
098S
098SDC





Suitable for domestic water services, heating and air-conditioning plants, compressed air systems.

Male/female threads.

T handle in aluminium.

Angle body in nickel-plated brass.

Minimum and maximum working temperatures: -20°C, 150°C in absence of steam.

Threads ISO228 (equivalent to DIN EN ISO 228 and BS EN ISO 228).

>>> 298 | IDEAL® angle ball valve, full flow for manifolds



SIZE	PRESSURE	CODE	PACKING
1/2" (DN 15)	50bar/725psi	2980012	6/96
3/4" (DN 20)	40bar/580psi	2980034	6/48
1" (DN 25)	40bar/580psi	2980100	4/32

>>> 298S | IDEAL® angle ball valve with o-ring, full flow for manifolds




3/4" and 1" available also with blue handle.

Mention "SB" in the code only to order the blue handle.

SIZE	PRESSURE	CODE	PACKING
1/2" (DN 15)	50bar/725psi	2980012S	6/96
3/4" (DN 20)	40bar/580psi	2980034S/SB	6/48
1" (DN 25)	40bar/580psi	2980100S/SB	4/32

>>> 298SDC | IDEAL® angle ball valve without union, full flow for manifolds



Male thread with conical seat.

Available sizes: 3/4" F x 1" M - 1" F x 1 1/4" M

Mention "B" in the code to order the blue T handle.

SIZE	PRESSURE	CODE	PACKING
3/4" (DN 20)	40bar/580psi	2980034SDC/B	6/60
1" (DN 25)	40bar/580psi	2980100SDC/B	4/52

Suitable for ball valves art. 098SDC and 298SDC.

Body in nickel-plated brass. O-ring in NBR.

Thermometer range: 0°C, 80°C.

Thermometer diameter: mm.40.

Maximum working temperature: 80°C.

Threads ISO228 (equivalent to DIN EN ISO 228 and BS EN ISO 228).

>>> 492BC | Thermometer union complete with thermometer



Available sizes:

1" M x 1 1/4" F

1 1/4" M x 1 1/2" F

SIZE	PRESSURE	CODE	PACKING
1" (DN 25)	10bar/145psi	4920100BC	4/84
1 1/4" (DN 32)	10bar/145psi	4920114BC	4/64





Suitable for domestic water services, heating and air-conditioning plants, compressed air systems.

Female/female or male/female threads.

Lever handle in steel or T handle in aluminium or flat lever handle in lined steel.

Body in nickel-plated brass.

Minimum and maximum working temperatures: -20°C, 150°C in absence of steam.

Threads ISO228 (equivalent to DIN EN ISO 228 and BS EN ISO 228).



116 | Vienna® ball valve, standard flow



SIZE	PRESSURE	CODE	PACKING
1/4" (DN 8)	50bar/725psi	0900014/N	12/192
3/8" (DN 10)	50bar/725psi	0900038/N	12/192
1/2" (DN 15)	30bar/435psi	1160012	15/120
3/4" (DN 20)	30bar/435psi	1160034	8/104
1" (DN 25)	30bar/435psi	1160100	8/64
1"1/4 (DN 32)	25bar/362.5psi	1160114	4/32
1"1/2 (DN 40)	25bar/362.5psi	1160112	4/32
2" (DN 50)	25bar/362.5psi	1160200	2/16



117 | Vienna® ball valve, standard flow



SIZE	PRESSURE	CODE	PACKING
1/4" (DN 8)	50bar/725psi	0910014/N	12/192
3/8" (DN 10)	50bar/725psi	0910038/N	12/192
1/2" (DN 15)	30bar/435psi	1170012	15/120
3/4" (DN 20)	30bar/435psi	1170034	8/64
1" (DN 25)	30bar/435psi	1170100	8/64
1"1/4 (DN 32)	25bar/362.5psi	1170114	4/32
1"1/2 (DN 40)	25bar/362.5psi	1170112	4/24
2" (DN 50)	25bar/362.5psi	1170200	2/12



118 | Vienna® ball valve, standard flow



SIZE	PRESSURE	CODE	PACKING
1/4" (DN 8)	50bar/725psi	0920014/N	15/240
3/8" (DN 10)	50bar/725psi	0920038/N	15/240
1/2" (DN 15)	30bar/435psi	1180012	15/195
3/4" (DN 20)	30bar/435psi	1180034	8/88
1" (DN 25)	30bar/435psi	1180100	8/64



116
117
118



Suitable for domestic water services, heating and air-conditioning plants, compressed air systems.

Female/female or male/female threads.

Lever handle in steel or T handle in aluminium or flat lever handle in lined steel.

Body in nickel-plated brass.

Minimum and maximum working temperatures: -20°C, 150°C in absence of steam.

Threads ISO228 (equivalent to DIN EN ISO 228 and BS EN ISO 228).

119 | Vienna® ball valve, standard flow



SIZE	PRESSURE	CODE	PACKING
1/4" (DN 8)	50bar/725psi	0930014/N	15/165
3/8" (DN 10)	50bar/725psi	0930038/N	15/165
1/2" (DN 15)	30bar/435psi	1190012	15/120
3/4" (DN 20)	30bar/435psi	1190034	8/88
1" (DN 25)	30bar/435psi	1190100	8/64

216 | Vienna® ball valve, standard flow



SIZE	PRESSURE	CODE	PACKING
1/4" (DN 8)	50bar/725psi	2160014	12/192
3/8" (DN 10)	50bar/725psi	2160038	12/192
1/2" (DN 15)	30bar/435psi	2160012	15/120
3/4" (DN 20)	30bar/435psi	2160034	8/64
1" (DN 25)	30bar/435psi	2160100	8/64
1"1/4 (DN 32)	25bar/362.5psi	2160114	4/32
1"1/2 (DN 40)	25bar/362.5psi	2160112	4/24
2" (DN 50)	25bar/362.5psi	2160200	2/18

217 | Vienna® ball valve, standard flow



SIZE	PRESSURE	CODE	PACKING
1/4" (DN 8)	50bar/725psi	2170014	12/156
3/8" (DN 10)	50bar/725psi	2170038	12/156
1/2" (DN 15)	30bar/435psi	2170012	15/120
3/4" (DN 20)	30bar/435psi	2170034	8/64
1" (DN 25)	30bar/435psi	2170100	8/64
1"1/4 (DN 32)	25bar/362.5psi	2170114	4/32
1"1/2 (DN 40)	25bar/362.5psi	2170112	4/28
2" (DN 50)	25bar/362.5psi	2170200	2/12





Suitable for domestic water services, heating and air-conditioning plants, compressed air systems.

Female/female or male/female threads.

Lever handle in steel (aluminium in the sizes 2" 1/2, 3" and 4") or T handle in aluminium.

Body in nickel-plated brass.

Minimum and maximum working temperatures: -20°C, 150°C in absence of steam.

Threads ISO228 (equivalent to DIN EN ISO 228 and BS EN ISO 228).

111 || Orient® ball valve, reduced flow



Available also with NPT thread in the sizes 2" 1/2, 3" and 4".
Price as in the chart.

SIZE	PRESSURE	CODE	PACKING
1/4" (DN 8)	50bar/725psi	0900014/N	12/192
3/8" (DN 10)	50bar/725psi	0900038/N	12/192
1/2" (DN 15)	50bar/725psi	1110012	12/132
3/4" (DN 20)	40bar/580psi	1110034	10/100
1" (DN 25)	40bar/580psi	1110100	8/64
1"1/4 (DN 32)	30bar/435psi	1110114	4/52
1"1/2 (DN 40)	30bar/435psi	1110112	4/32
2" (DN 50)	25bar/362.5psi	1110200	2/24
2"1/2 (DN 65)	18bar/261psi	1110212	1/9
3" (DN 80)	14bar/203psi	1110300	1/5
4" (DN 100)	12bar/174psi	1110400	1/4

114 || Orient® ball valve, reduced flow



SIZE	PRESSURE	CODE	PACKING
1/4" (DN 8)	50bar/725psi	0930014/N	15/165
3/8" (DN 10)	50bar/725psi	0930038/N	15/165
1/2" (DN 15)	50bar/725psi	1140012	12/132
3/4" (DN 20)	40bar/580psi	1140034	8/88
1" (DN 25)	40bar/580psi	1140100	5/80

112 || Orient® ball valve, reduced flow



SIZE	PRESSURE	CODE	PACKING
1/4" (DN 8)	50bar/725psi	0910014/N	12/192
3/8" (DN 10)	50bar/725psi	0910038/N	12/192
1/2" (DN 15)	50bar/725psi	1120012	10/160
3/4" (DN 20)	40bar/580psi	1120034	8/104
1" (DN 25)	40bar/580psi	1120100	4/64



211 || Orient® ball valve, reduced flow

SIZE	PRESSURE	CODE	PACKING
1/2" (DN 15)	50bar/725psi	2110012	12/156
3/4" (DN 20)	40bar/580psi	2110034	10/100
1" (DN 25)	40bar/580psi	2110100	6/64
1"1/4 (DN 32)	30bar/435psi	2110114	4/52
1"1/2 (DN 40)	30bar/435psi	2110112	4/32
2" (DN 50)	25bar/362.5psi	2110200	2/24

113 || Orient® ball valve, reduced flow



SIZE	PRESSURE	CODE	PACKING
1/4" (DN 8)	50bar/725psi	0920014/N	15/240
3/8" (DN 10)	50bar/725psi	0920038/N	15/240
1/2" (DN 15)	50bar/725psi	1130012	12/192
3/4" (DN 20)	40bar/580psi	1130034	8/128
1" (DN 25)	40bar/580psi	1130100	6/96





Suitable for domestic water services, heating and air-conditioning plants, compressed air systems.

Female/female threads.


Flat lever handle in lined steel.

Body in brass.

Minimum and maximum working temperatures: -10°C, 120°C in absence of steam.

Threads NPT (ANSI B 1.20.1).

>>> 145 || Stream® ball valve, full flow



SIZE	PRESSURE	CODE	PACKING
1/4" (DN 8)	600WOG/150WSP	145A014	12/192
3/8" (DN 10)	600WOG/150WSP	145A038	12/192
1/2" (DN 15)	600WOG/150WSP	145A012	15/120
3/4" (DN 20)	600WOG/150WSP	145A034	8/64
1" (DN 25)	600WOG/150WSP	145A100	6/48
1"1/4 (DN 32)	600WOG/150WSP	145A114	4/32
1"1/2 (DN 40)	600WOG/150WSP	145A112	4/24
2" (DN 50)	600WOG/150WSP	145A200	2/12

MAT

MATERIALS

Screw: zincplated steel Fe CB4

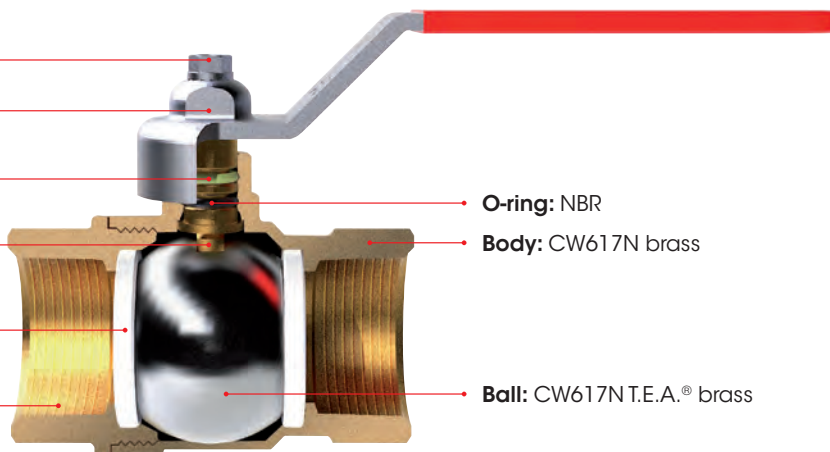
Flat lever handle: zinc-plated varnished steel Fe P04

O-ring: Viton®

Stem: CW614N brass

Seat: P.T.F.E.

End adapter: CW617N brass



O-ring: NBR

Body: CW617N brass

Ball: CW617N T.E.A.® brass



SHUTOFF VALVE
FOR LP-GAS
20 psi MAX
4NZ2



086 | Lever handle for ball valves and bibcocks

Mention "N" in the code to order the black handle.
Mention "B" in the code to order the blue handle.



SIZE	CODE	PACKING
1	0860001/N/B	1/1000
2	0860002/N/B	1/800
3	0860003/N/B	1/500
4	0860004/N/B	1/300
5	0860005/N/B	1/200
6	0860006/N	1/90
7	0860007/N	1/45


Size of the handle corresponding to each valve.

Art.	1/4"	3/8"	1/2"	3/4"	1"	1"1/4"	1"1/2"	2"	2"1/2"	3"	4"
111/112	1	1	1	2	3	3	4	4	6	7	7
090/091	1	1	1	3	3	4	4	5	6	7	7
116/117	1	1	1	3	3	4	4	5	-	-	-
070/071G	-	-	2	3	3	4	5	5	-	-	-
080/081	-	-	2	3	3	4	5	5	-	-	-
120/121	-	-	-	-	-	-	-	-	7	7	7
131/132	-	1	1	2	2	-	-	-	-	-	-
166/168	-	-	1	1	-	-	-	-	-	-	-
170/174	-	-	1	1	-	-	-	-	-	-	-
178/179	-	-	1	1	-	-	-	-	-	-	-
066/067G	1	1	2	3	3	4	5	5	-	-	-
076/077	1	1	2	3	3	4	5	5	-	-	-
115	-	-	1	3	3	4	4	5	-	-	-
098	-	-	-	-	-	-	4	5	-	-	-




084 | Flat lever handle for ball valves

Mention "V" in the code to order the green handle.



SIZE	CODE	PACKING
1	0840001/V	1/800
2	0840002/V	1/600
3	0840003/V	1/400
4	0840004/V	1/250
5	0840005/V	1/170

Size of the handle corresponding to each valve.



Art.	1/4"	3/8"	1/2"	3/4"	1"	1"1/4"	1"1/2"	2"
111/113	1	1	1	2	3	3	4	4
211	1	1	1	2	3	3	4	4
090/091	1	1	1	3	3	4	4	5
116/117	1	1	1	3	3	4	4	5
216/217	1	1	1	3	3	4	4	5
070/071G	-	-	2	3	3	4	5	5
080/081	-	-	2	3	3	4	5	5
133	-	1	1	2	2	-	-	-
166/168	-	-	1	1	-	-	-	-
170/174	-	-	1	1	-	-	-	-
178/179	-	-	1	1	-	-	-	-
066/067G	1	1	2	3	3	4	5	5
076/077	1	1	2	3	3	4	5	5
376/377	1	1	2	3	3	4	5	5
115	-	-	1	3	3	4	4	5
145	1	1	1	3	3	4	4	5

Zincplated K3 zamak.
The device is supplied without padlock.
Suitable padlock with long shackle: 6mm / 1/4.

The device is to be used on valves and biblocks with flat lever handle. Size of the handle corresponding to each valve as in art. 084 grey background chart.

>>>

084LK | Locking device for lockable flat lever handle

SIZE	CODE	PACKING
1	084LK01	10/500
2	084LK02	10/500
3	084LK03	10/500

>>>

084PP | Pin for locking device

SIZE	PACKING
084PP03	-


TEC**INSTALLATION OF THE LOCKING DEVICE FOR LOCKABLE FLAT LEVER HANDLE**

When the valve is not equipped with a flat lever handle, it is possible to replace the standard handle as shown in this catalogue, in order to have a lockable valve.


1. Remove the handle from the valve, when you want to have a lockable valve.



3. Place and lock the locking device either on the open or on the shut-off valve.



2. Replace the handle with the corresponding flat lever handle, in order to have a lockable valve.



4. 084PP - Pin for locking device. Usable on water or gas valves.



>>> **087** | T handle for ball valves and bibcocks



Mention "N" in the code to order the black handle.
Mention "V" in the code to order the green handle.
Mention "B" in the code to order the blue handle.

SIZE	CODE	PACKING
1	0870001/N/V/B	1/2000
2	0870002/N/V/B	1/1500
3	0870003/N/V/B	1/1200
4	0870004/N/B	1/800

Size of the handle corresponding to each valve.

Art.	1/4"	3/8"	1/2"	3/4"	1"	1 1/4"
113/114	1	1	1	2	2	-
092/093	1	1	1	3	3	4
118/119	1	1	1	2	3	-
072/073G	-	-	2	3	3	-
082/083	-	-	2	3	3	-
134	-	1	1	2	3	-
172/176	-	-	1	1	-	-
180	-	-	1	1	-	-
068/069G	1	1	2	3	3	-
078/079	1	1	2	3	3	-
378/379	1	1	2	3	3	-
098	-	-	1	3	3	4
298	-	-	1	3	3	-

>>> **088** | Extended handle for lined piping



The extended handle in aluminium can be used with the valves indicated in the following chart.

Size of the handle corresponding to each valve.

Art.	1/4"	3/8"	1/2"	3/4"	1"	1 1/4"	1 1/2"	2"	2 1/2"	3"	4"
111/112	1	1	1	2	3	3	4	4	6	7	7
090/091	1	1	1	3	3	4	4	5	6	7	7
116/117	1	1	1	3	3	4	4	5	-	-	-
080/081	-	-	2	3	3	4	5	5	-	-	-
070/071	-	-	2	3	3	4	5	5	-	-	-
066/067	1	1	2	3	3	4	5	5	-	-	-
076/077	1	1	2	3	3	4	5	5	-	-	-
120	-	-	-	-	-	-	-	-	7	7	7
115	-	-	1	3	3	4	4	5	-	-	-
098	-	-	1	3	3	4	-	-	-	-	-

SIZE	CODE	PACKING
1	0880001	1/250
2	0880002	1/180
3	0880003	1/120
4	0880004	1/90
5	0880005	1/60
6	0880006	1/50
7	0880007	1/25

>>> **125 - 126** | MINI ball valves

125



126



Threads: female/female or male/female.
Lever handle in nylon.
Minimum and maximum working temperatures: 0°C, 90°C.
Threads: ISO228 (equivalent to DIN EN ISO 228 and BS EN ISO 228).

Mention "N" in the code to order the black handle.

SIZE	PRESSURE	CODE	PACKING
1/8" (DN 6)	15bar/217.5psi	1250018/N	20/220
1/4" (DN 8)	15bar/217.5psi	1250014/N	20/220
3/8" (DN 10)	15bar/217.5psi	1250038/N	20/220
1/2" (DN 15)	15bar/217.5psi	1250012/N	20/220
3/4" (DN 20)	15bar/217.5psi	1250034/N	15/150

SIZE	PRESSURE	CODE	PACKING
1/8" (DN 6)	15bar/217.5psi	1260018/N	20/320
1/4" (DN 8)	15bar/217.5psi	1260014/N	20/320
3/8" (DN 10)	15bar/217.5psi	1260038/N	20/320
1/2" (DN 15)	15bar/217.5psi	1260012/N	20/220
3/4" (DN 20)	15bar/217.5psi	1260034/N	15/150



Suitable for domestic water services, heating, air-conditioning plants and compressed air systems.

>>> **115** | Standard flow ball valve with drain valve



SIZE	PRESSURE	CODE	PACKING
1/2" (DN 15)	25bar/362.5psi	1150012	14/112
3/4" (DN 20)	25bar/362.5psi	1150034	8/64
1" (DN 25)	25bar/362.5psi	1150100	8/48
1"1/4 (DN 32)	20bar/290psi	1150114	4/32
1"1/2 (DN 40)	20bar/290psi	1150112	4/24
2" (DN 50)	20bar/290psi	1150200	2/18

Female/female threads.
Lever handle in steel.
Body in nickel-plated brass.
Minimum and maximum working temperatures: -20°C, 110°C in absence of steam.
Threads: ISO228 (equivalent to DIN EN ISO 228 and BS EN ISO 228).

>>> **099** | Full flow ball valve, male/male threads



SIZE	PRESSURE	CODE	PACKING	PACKING F
3/8" (DN 10)	40bar/580psi	0990038/F	30/180	30/240
1/2" (DN 15)	40bar/580psi	0990012/F	25/125	25/150
3/4" (DN 20)	40bar/580psi	0990034/F	15/90	20/100
1" (DN 25)	40bar/580psi	0990100/F	10/60	10/60
1"1/4 (DN 32)	30bar/435psi	0990114	5/30	-
1"1/2 (DN 40)	30bar/435psi	0990112	3/27	-
2" (DN 50)	30bar/435psi	0990200	2/18	-

Male/male threads.
Lever handle in aluminium.
Body in nickel-plated brass.
Minimum and maximum working temperatures: -10°C, 95°C in absence of steam.
Threads ISO228 (equivalent to DIN EN ISO 228 and BS EN ISO 228).

Available with T handle in aluminium in the sizes 3/8" through 1".
Mention "F" in the code to order the T handle.

>>> **128** | 3-way ball valve



SIZE	PRESSURE	CODE	PACKING
1/4" (DN 8)	55bar/797.5psi	1280014L/T	4/32
3/8" (DN 10)	55bar/797.5psi	1280038L/T	4/32
1/2" (DN 15)	50bar/725psi	1280012L/T	4/32
3/4" (DN 20)	50bar/725psi	1280034L/T	2/16
1" (DN 25)	45bar/652.5psi	1280100L/T	2/16
1"1/4 (DN 32)	35bar/507.5psi	1280114L/T	2/12
1"1/2 (DN 40)	35bar/507.5psi	1280112L/T	2/8
2" (DN 50)	35bar/507.5psi	1280200L/T	2/4

Female/female/female threads.
Lever handle in aluminium.
Body in nickel-plated brass.
Minimum and maximum working temperatures: -20°C, 150°C in absence of steam.
Threads ISO228 (equivalent to DIN EN ISO 228 and BS EN ISO 228).

Available with T or L ball.

GATE VALVE IN BRASS

PN16

**NEW
2015**

Suitable for domestic water services, heating, air-conditioning plants.

Female/female threads.

Handle in steel.

Body in brass.

Minimum and maximum working temperatures: 0°C, 150°C in absence of steam.

Threads: ISO228 (equivalent to DIN EN ISO 228 and BS EN ISO 228).

>>>

156 | Brass gate valve PN16



Available also with NPT thread in the sizes 2" 1/2, 3" and 4".
Price as in the chart.

SIZE	PRESSURE	CODE	PACKING
1/2" (DN 15)	16bar/232psi	1560012	12/96
3/4" (DN 20)	16bar/232psi	1560034	10/80
1" (DN 25)	16bar/232psi	1560100	5/45
1" 1/4 (DN 32)	16bar/232psi	1560114	4/32
1" 1/2 (DN 40)	16bar/232psi	1560112	2/18
2" (DN 50)	16bar/232psi	1560200	2/18
2" 1/2 (DN 65)	16bar/232psi	1560212	1/8
3" (DN 80)	16bar/232psi	1560300	1/8
4" (DN 100)	16bar/232psi	1560400	1/4

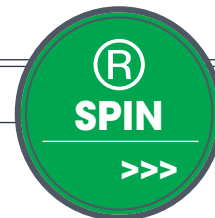
>>>

VOLA | Handwheel for gate valve art. 156



SIZE	CODE	GATE VALVE
050	VOLA050	1/2"
060	VOLA060	3/4"
060	VOLA060	1"
070	VOLA070	1" 1/4
070	VOLA070	1" 1/2
080	VOLA080	2"
100	VOLA100	2" 1/2
100	VOLA100	3"
120	VOLA120	4"

>>> **131** | SPIN hose bibcock with mobile connection

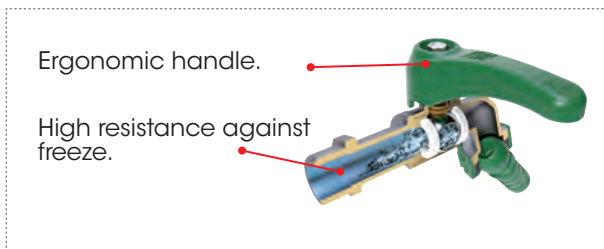


Available size: 1/2" x 3/4".

SIZE	PRESSURE	CODE	PACKING
1/2"	15bar/217.5psi	1310012	10/90

PATENTED - HEAVY MODEL. HIGH RESISTANCE AGAINST FREEZE.

Body in nickel-plated brass.
 Hose connection in nylon.
 Lever handle in aluminium.
 Minimum and maximum working temperatures: -20°C, 80°C.
 Threads: ISO228 (equivalent to DIN EN ISO 228 and BS EN ISO 228).



HEAVY MODELS.

Body in nickel-plated brass.
 Hose connection in brass.
 Lever handle in steel or flat lever handle in lined steel or T handle in aluminium.
 Minimum and maximum working temperatures: -20°C, 80°C.
 Threads: ISO228 (equivalent to DIN EN ISO 228 and BS EN ISO 228).

>>> **132** | Ball hose bibcock



Available sizes: 3/8" x 3/4", 1/2" x 3/4", 3/4" x 1", 1" x 1 1/4"

SIZE	PRESSURE	CODE	PACKING
3/8" (DN 10)	15bar/217.5psi	1320038	10/120
1/2" (DN 15)	15bar/217.5psi	1320012	10/120
3/4" (DN 20)	15bar/217.5psi	1320034	6/72
1" (DN 25)	12bar/174psi	1320100	6/42

>>> **133** | Ball hose bibcock



Available sizes: 1/2" x 3/4", 3/4" x 1", 1" x 1 1/4"

SIZE	PRESSURE	CODE	PACKING
1/2" (DN 15)	15bar/217.5psi	1330012	10/120
3/4" (DN 20)	15bar/217.5psi	1330034	6/72
1" (DN 25)	12bar/174psi	1330100	6/42

>>> **134** | Ball hose bibcock



Available sizes: 3/8" x 3/4", 1/2" x 3/4", 3/4" x 1", 1" x 1 1/4"

SIZE	PRESSURE	CODE	PACKING
3/8" (DN 10)	15bar/217.5psi	1340038	10/130
1/2" (DN 15)	15bar/217.5psi	1340012	10/130
3/4" (DN 20)	15bar/217.5psi	1340034	6/78
1" (DN 25)	12bar/174psi	1340100	6/42

Body in nickel-plated brass.
 Hose connection in brass or in nylon.
 Lever handle in steel or flat lever handle in lined steel or T handle in aluminium.
 Minimum and maximum working temperatures: -20°C, 80°C.
 Threads: ISO228 (equivalent to DIN EN ISO 228 and BS EN ISO 228).

>>> **166** | GAR ball hose bibcock



Available sizes: 1/2" x 3/4", 3/4" x 1"

SIZE	PRESSURE	CODE	PACKING
1/2" (DN 15)	15bar/217.5psi	1660012	15/135
3/4" (DN 20)	15bar/217.5psi	1660034	10/90

>>> **167** | GAR ball hose bibcock



Available sizes: 1/2" x 3/4", 3/4" x 1"

SIZE	PRESSURE	CODE	PACKING
1/2" (DN 15)	15bar/217.5psi	1670012	15/105
3/4" (DN 20)	15bar/217.5psi	1670034	10/90

>>> **168** | GAR ball hose bibcock



Available sizes: 1/2" x 3/4", 3/4" x 1"

SIZE	PRESSURE	CODE	PACKING
1/2" (DN 15)	15bar/217.5psi	1680012	15/120
3/4" (DN 20)	15bar/217.5psi	1680034	10/80

>>> **174** | GAR ball hose bibcock



Available sizes: 1/2" x 3/4", 3/4" x 1"

SIZE	PRESSURE	CODE	PACKING
1/2" (DN 15)	15bar/217.5psi	1740012	15/135
3/4" (DN 20)	15bar/217.5psi	1740034	10/90

>>> **176** | GAR ball hose bibcock



Available sizes: 1/2" x 3/4", 3/4" x 1"

SIZE	PRESSURE	CODE	PACKING
1/2" (DN 15)	15bar/217.5psi	1760012	15/120
3/4" (DN 20)	15bar/217.5psi	1760034	10/90



Body in nickel-plated brass.
 Supplied without hose connection.
 Lever handle in steel or T handle in aluminium.
 Minimum and maximum working temperatures: -20°C, 80°C.
 Thread ISO228 (equivalent to DIN EN ISO 228 and BS EN ISO 228).

>>> **178** | GAR ball hose bibcock



Available sizes: 1/2" x 3/4", 3/4" x 3/4"
 Available also with NPT thread in the size 1/2".
 Price as in the chart.

SIZE	PRESSURE	CODE	PACKING
1/2" (DN 15)	15bar/217.5psi	1780012	20/120
3/4" (DN 20)	15bar/217.5psi	1780034	12/144

>>> **180** | GAR ball hose bibcock



Available sizes: 1/2" x 3/4".
 Available also with NPT thread in the size 1/2".
 Price as in the chart.

SIZE	PRESSURE	CODE	PACKING
1/2" (DN 15)	15bar/217.5psi	1800012	20/160

>>> **170** | GAR ball bibcock



SIZE	PRESSURE	CODE	PACKING
1/2" (DN 15)	15bar/217.5psi	1700012	15/120
3/4" (DN 20)	15bar/217.5psi	1700034	10/130

>>> **172** | GAR ball bibcock



SIZE	PRESSURE	CODE	PACKING
1/2" (DN 15)	15bar/217.5psi	1720012	15/120
3/4" (DN 20)	15bar/217.5psi	1720034	10/130

>>> 144 Ball hose bibcock with lockpad eye


SIZE	PRESSURE	CODE	PACKING
1/2" (DN 15)	15bar/217.5psi	1440012	8/64
3/4" (DN 20)	15bar/217.5psi	1440034	8/64

Body in nickel-plated brass.
 Hose connection in brass.
 Lever handle in steel.
 Minimum and maximum working temperatures: 0°C, 80°C.
 Thread ISO228 (equivalent to DIN EN ISO 228 and BS EN ISO 228).
Available sizes: 1/2"x3/4", 3/4"x3/4"

>>> 191 Garden hose bibcock with brass connection


SIZE	PRESSURE	CODE	PACKING
1/2" (DN 15)	15bar/217.5psi	1910012	12/48
3/4" (DN 20)	15bar/217.5psi	1910034	10/40
1" (DN 25)	12bar/174psi	1910100	5/40

Body in brass.
 Hose connection in brass.
 T handle in aluminium.
 Minimum and maximum working temperatures: 0°C, 80°C.
 Thread ISO228 (equivalent to DIN EN ISO 228 and BS EN ISO 228).
Available sizes: 1/2"x3/4", 3/4"x1", 1"x1"1/4"

>>> 139 Drain ball valve with brass hose connection


SIZE	PRESSURE	CODE	PACKING
3/8" (DN 10)	12bar/174psi	1390038	20/200
1/2" (DN 15)	12bar/174psi	1390012	20/200
3/4" (DN 20)	12bar/174psi	1390034	15/120

Body in brass.
 Hose connection in brass.
 Minimum and maximum working temperatures:
 -15°C, 110°C with air; 0°C, 90°C with water.
 Thread ISO228 (equivalent to DIN EN ISO 228 and BS EN ISO 228).

>>> 139R Drain ball valve with brass hose connection and plastic handle


SIZE	PRESSURE	CODE	PACKING
3/8" (DN 10)	10bar/145psi	1390038R	20/260
1/2" (DN 15)	10bar/145psi	1390012R	20/260
3/4" (DN 20)	10bar/145psi	1390034R	15/120

Body in brass.
 Hose connection in brass.
 Minimum and maximum working temperatures: -10°C, 90°C.
 Thread ISO228 (equivalent to DIN EN ISO 228 and BS EN ISO 228).

>>> **280** | Brass hose connection



SIZE	CODE	PACKING
3/4" (DN 20)	2800034	100/1200
1" (DN 25)	2800100	50/600
1"1/4 (DN 32)	2800114	25/300

Hose connection in nickel-plated brass.
Minimum and maximum working temperatures: -20°C, 80°C.
Thread ISO228 (equivalent to DIN EN ISO 228 and BS EN ISO 228).

>>> **282** | Nylon hose connection



SIZE	CODE	PACKING
3/4" (DN 20)	2820034	150/1950
1" (DN 25)	2820100	75/975

Hose connection in nylon.
Minimum and maximum working temperatures: -20°C, 80°C.
Thread ISO228 (equivalent to DIN EN ISO 228 and BS EN ISO 228).

>>> **2820** | Mobile hose connection in nylon



SIZE	CODE	PACKING
3/4" (DN 20)	28200340	50/600

Minimum and maximum working temperatures: -20°C, 80°C.
Thread ISO228 (equivalent to DIN EN ISO 228 and BS EN ISO 228).

>>> **350L** | Supply bibcock



SIZE	PRESSURE	CODE	PACKING
1/2" (DN 15)	8bar/116psi	3500012L	10/100

Body in polished brass.
T handle in brass.
Minimum and maximum working temperatures: 0°C, 80°C.
Thread ISO228 (equivalent to DIN EN ISO 228 and BS EN ISO 228).

>>> **355L** | Hose bibcock



SIZE	PRESSURE	CODE	PACKING
1/2" (DN 15)	8bar/116psi	3550012L	10/70
3/4" (DN 20)	8bar/116psi	3550034L	5/50

Body in polished brass.
Hose connection in brass.
T handle in brass.
Minimum and maximum working temperatures: 0°C, 80°C.
Thread ISO228 (equivalent to DIN EN ISO 228 and BS EN ISO 228).

>>> **355S** | Hose bibcock



SIZE	PRESSURE	CODE	PACKING
1/2" (DN 15)	8bar/116psi	3550012S	10/70
3/4" (DN 20)	8bar/116psi	3550034S	5/50

Body in sandblasted/chromed brass. Hose connection in chromed brass. T handle in chromed brass.
Minimum and maximum working temperatures: 0°C, 80°C.
Thread ISO228 (equivalent to DIN EN ISO 228 and BS EN ISO 228).

MAT

MATERIALS

London®
Mondial®

Screw: zincplated steel
Fe CB4




Lever handle:
zincplated and varnished
steel Fe P04



Flat lever handle:
zincplated steel Fe P04



T handle:
aluminium



O-ring: NBR

O-ring: Viton®

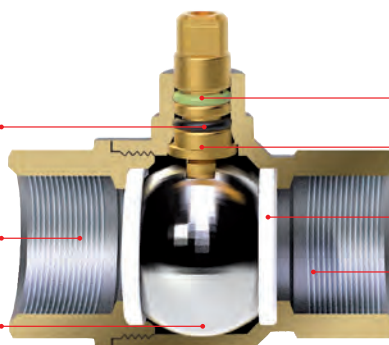
Stem: CW614N brass

End adapter:
nickel-plated brass CW617N

Seat: P.T.F.E.

Body: nickel-plated brass CW617N

Ball:
chrome-plated brass CW617N



MAT

MATERIALS

Berlin®

Screw: zincplated steel Fe CB4



Lever handle:
zincplated and varnished
steel Fe P04



T handle:
aluminium



O-ring: NBR
O-ring: NBR

O-ring: Viton®

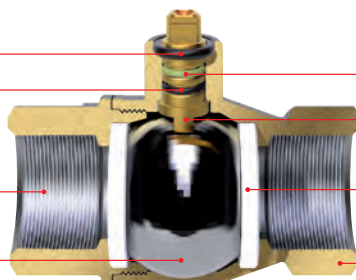
Stem: CW614N brass

End adapter:
nickel-plated brass CW617N

Seat: P.T.F.E.

Ball:
chrome-plated brass CW617N

Body: nickel-plated brass CW617N



TEC

BALL BORE CHART (unit in mm)

	ITAP	1/4"	3/8"	1/2"	3/4"	1"	1 1/4"	1 1/2"	2"	2 1/2"	3"	4"
LONDON®	066	10	10	15	20	25	32	40	50	-	-	-
	067	8	10	15	20	25	32	39	50	-	-	-
	068	10	10	15	20	25	-	-	-	-	-	-
	069	8	10	15	20	25	-	-	-	-	-	-
	266	10	10	15	20	25	32	40	50	-	-	-
267	8	10	15	20	25	32	39	50	-	-	-	
MONDIAL®	120G	-	-	-	-	-	-	-	-	65	80	100
	121G	-	-	-	-	-	-	-	-	63	74	97
BERLIN®	070	-	-	15	20	25	32	40	50	-	-	-
	071	-	-	15	20	25	32	38	49	-	-	-
	072	-	-	15	20	25	-	-	-	-	-	-
	073	-	-	15	20	25	-	-	-	-	-	-

**EN 331 APPROVED.**

Female/female or male/female threads.

Body in nickel-plated brass.

Lever handle in steel or T handle in aluminium or flat lever handle in lined steel.

Minimum and maximum working temperatures: -20°C, 60°C.

Female thread ISO 7/1 Rp parallel (equivalent to DIN EN 10226-1 and BS EN 10226-1).

Male thread ISO 7/1 R taper (equivalent to DIN EN 10226-1 and BS EN 10226-1).

>>>

066 | London® ball valve, full flow

SIZE	PRESSURE	CODE	PACKING
1/4" (DN 8)	5bar/72.5psi	066B014	12/192
3/8" (DN 10)	5bar/72.5psi	066B038	12/192
1/2" (DN 15)	5bar/72.5psi	066B012	10/100
3/4" (DN 20)	5bar/72.5psi	066B034	8/64
1" (DN 25)	5bar/72.5psi	066B100	6/48
1"1/4 (DN 32)	5bar/72.5psi	066B114	4/32
1"1/2 (DN 40)	5bar/72.5psi	066B112	2/16
2" (DN 50)	5bar/72.5psi	066B200	2/14

>>>

067 | London® ball valve, full flow

SIZE	PRESSURE	CODE	PACKING
1/4" (DN 8)	5bar/72.5psi	067B014	12/192
3/8" (DN 10)	5bar/72.5psi	067B038	12/132
1/2" (DN 15)	5bar/72.5psi	067B012	10/100
3/4" (DN 20)	5bar/72.5psi	067B034	8/64
1" (DN 25)	5bar/72.5psi	067B100	6/48
1"1/4 (DN 32)	5bar/72.5psi	067B114	4/24
1"1/2 (DN 40)	5bar/72.5psi	067B112	2/16
2" (DN 50)	5bar/72.5psi	067B200	2/14

>>>

068 | London® ball valve, full flow

SIZE	PRESSURE	CODE	PACKING
1/4" (DN 8)	5bar/72.5psi	068B014	15/165
3/8" (DN 10)	5bar/72.5psi	068B038	15/165
1/2" (DN 15)	5bar/72.5psi	068B012	10/110
3/4" (DN 20)	5bar/72.5psi	068B034	8/64
1" (DN 25)	5bar/72.5psi	068B100	6/48

066
067
068



EN 331 APPROVED.

Female/female or male/female threads.

Body in nickel-plated brass.

Lever handle in steel or T handle in aluminium or flat lever handle in lined steel.

Minimum and maximum working temperatures: -20°C, 60°C.

Female thread ISO 7/1 Rp parallel (equivalent to DIN EN 10226-1 and BS EN 10226-1).

Male thread ISO 7/1 R taper (equivalent to DIN EN 10226-1 and BS EN 10226-1).

>>> 069 | London® ball valve, full flow



SIZE	PRESSURE	CODE	PACKING
1/4" (DN 8)	5bar/72.5psi	069B014	15/165
3/8" (DN 10)	5bar/72.5psi	069B038	15/165
1/2" (DN 15)	5bar/72.5psi	069B012	10/130
3/4" (DN 20)	5bar/72.5psi	069B034	8/64
1" (DN 25)	5bar/72.5psi	069B100	6/48

>>> 266 | London® ball valve, full flow



SIZE	PRESSURE	CODE	PACKING
1/4" (DN 8)	5bar/72.5psi	266B014	12/156
3/8" (DN 10)	5bar/72.5psi	266B038	12/156
1/2" (DN 15)	5bar/72.5psi	266B012	10/80
3/4" (DN 20)	5bar/72.5psi	266B034	8/64
1" (DN 25)	5bar/72.5psi	266B100	6/48
1"1/4 (DN 32)	5bar/72.5psi	266B114	4/24
1"1/2 (DN 40)	5bar/72.5psi	266B112	2/18
2" (DN 50)	5bar/72.5psi	266B200	2/14

>>> 267 | London® ball valve, full flow



SIZE	PRESSURE	CODE	PACKING
1/4" (DN 8)	5bar/72.5psi	267B014	12/156
3/8" (DN 10)	5bar/72.5psi	267B038	12/156
1/2" (DN 15)	5bar/72.5psi	267B012	10/80
3/4" (DN 20)	5bar/72.5psi	267B034	8/64
1" (DN 25)	5bar/72.5psi	267B100	6/48
1"1/4 (DN 32)	5bar/72.5psi	267B114	4/24
1"1/2 (DN 40)	5bar/72.5psi	267B112	2/18
2" (DN 50)	5bar/72.5psi	267B200	2/14



069
266
267



069

**EN 331 APPROVED.**

Female/female or male/female threads.

Body in nickel-plated brass.

Lever handle in steel or T handle in aluminium.

Minimum and maximum working temperatures: -20°C, 60°C.

Female thread ISO 7/1 Rp parallel (equivalent to DIN EN 10226-1 and BS EN 10226-1).

Male thread ISO 7/1 R taper (equivalent to DIN EN 10226-1 and BS EN 10226-1).

>>> 070 | Berlin® ball valve, full flow


SIZE	PRESSURE	CODE	PACKING
1/2" (DN 15)	5bar/72.5psi	070B012	12/96
3/4" (DN 20)	5bar/72.5psi	070B034	8/40
1" (DN 25)	5bar/72.5psi	070B100	6/30
1 1/4" (DN 32)	5bar/72.5psi	070B114	4/24
1 1/2" (DN 40)	5bar/72.5psi	070B112	2/18
2" (DN 50)	5bar/72.5psi	070B200	2/10

>>> 071 | Berlin® ball valve, full flow


SIZE	PRESSURE	CODE	PACKING
1/2" (DN 15)	5bar/72.5psi	071B012	12/96
3/4" (DN 20)	5bar/72.5psi	071B034	8/40
1" (DN 25)	5bar/72.5psi	071B100	6/30
1 1/4" (DN 32)	5bar/72.5psi	071B114	4/24
1 1/2" (DN 40)	5bar/72.5psi	071B112	2/18
2" (DN 50)	5bar/72.5psi	071B200	2/10

>>> 072 | Berlin® ball valve, full flow


SIZE	PRESSURE	CODE	PACKING
1/2" (DN 15)	5bar/72.5psi	072B012	12/96
3/4" (DN 20)	5bar/72.5psi	072B034	8/64
1" (DN 25)	5bar/72.5psi	072B100	8/40

>>> 073 | Berlin® ball valve, full flow


SIZE	PRESSURE	CODE	PACKING
1/2" (DN 15)	5bar/72.5psi	073B012	12/96
3/4" (DN 20)	5bar/72.5psi	073B034	8/64
1" (DN 25)	5bar/72.5psi	073B100	8/48



070
071
072
073



Female/female or male/female threads.
Lever handle in aluminium.
Body in nickel-plated brass.
Minimum and maximum working temperatures: -20°C, 60°C.
Threads ISO 228 (equivalent to DIN EN ISO 228 and BS EN ISO 228).

>>> 120G | Mondial® ball valve, full flow



SIZE	PRESSURE	CODE	PACKING
2" 1/2 (DN 65)	18bar/261psi	1200212G	1/5
3" (DN 80)	16bar/232psi	1200300G	1/3
4" (DN 100)	14bar/203psi	1200400G	1/2

>>> 121G | Mondial® ball valve, full flow



SIZE	PRESSURE	CODE	PACKING
2" 1/2 (DN 65)	18bar/261psi	1210212G	1/5
3" (DN 80)	16bar/232psi	1210300G	1/3
4" (DN 100)	14bar/203psi	1210400G	1/2

>>> 060 | Angle ball valve for gas



SIZE	PRESSURE	CODE	PACKING
1/2" (DN 15)	5bar/72.5psi	060B012	12/120

EN 331 APPROVED.

Male/male threads.
Fixable T handle in aluminium.
Body in nickel-plated brass.
Minimum and maximum working temperatures: -20°C, 60°C.
Male threads ISO 7/1 R taper (equivalent to DIN EN 10226-1 and BS EN 10226-1).

>>> 062 | Angle ball valve for gas with revolving female nut



SIZE	PRESSURE	CODE	PACKING
1/2" (DN 15)	5bar/72.5psi	062B012	12/120

Threads: male/revolving female nut.
Fixable T handle in aluminium.
Body in nickel-plated brass.
Minimum and maximum working temperatures: -20°C, 60°C.
Female thread ISO 228 (equivalent to DIN EN ISO 228 and BS EN ISO 228).
Male thread ISO 7/1 R taper (equivalent to DIN EN 10226-1 and BS EN 10226-1).

>>> **086G** | Lever handle for ball valves

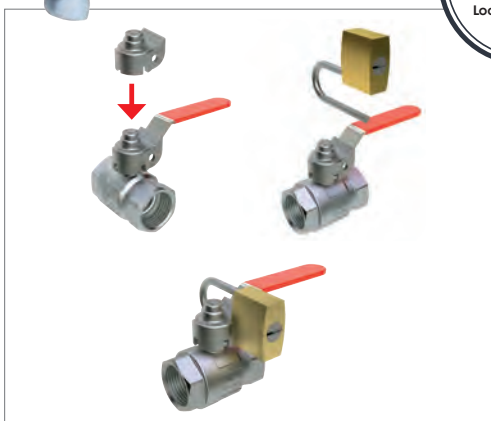


SIZE	CODE	PACKING
1	0860001G	1/1000
2	0860002G	1/800
3	0860003G	1/500
4	0860004G	1/300
5	0860005G	1/200
6	0860006G	1/90
7	0860007G	1/45

Size of the handle corresponding to each valve.

Art.	1/4"	3/8"	1/2"	3/4"	1"	1 1/4"	1 1/2"	2"	2 1/2"	3"	4"
111/112	1	1	1	2	3	3	4	4	6	7	7
090/091	1	1	1	3	3	4	4	5	6	7	7
116/117	1	1	1	3	3	4	4	5	-	-	-
070/071G	-	-	2	3	3	4	5	5	-	-	-
080/081	-	-	2	3	3	4	5	5	-	-	-
120/121	-	-	-	-	-	-	-	-	7	7	7
066/067G	1	1	2	3	3	4	5	5	-	-	-
076/077	1	1	2	3	3	4	5	5	-	-	-

>>> **084G** | Flat lever handle for ball valves



SIZE	CODE	PACKING
1	0840001G	1/800
2	0840002G	1/600
3	0840003G	1/400
4	0840004G	1/250
5	0840005G	1/170

Size of the handle corresponding to each valve.

Art.	1/4"	3/8"	1/2"	3/4"	1"	1 1/4"	1 1/2"	2"
111/112	1	1	1	2	3	3	4	4
090/091	1	1	1	3	3	4	4	5
116/117	1	1	1	3	3	4	4	5
070/071G	-	-	2	3	3	4	5	5
080/081	-	-	2	3	3	4	5	5
066/067G	1	1	2	3	3	4	5	5
266/267G	1	1	2	3	3	4	5	5
076/077	1	1	2	3	3	4	5	5


>>> **087G** | T handle for ball valves



SIZE	CODE	PACKING
1	0870001G	1/2000
2	0870002G	1/1500
3	0870003G	1/1200

Size of the handle corresponding to each valve.

Art.	1/4"	3/8"	1/2"	3/4"	1"	1 1/4"
113/114	1	1	1	2	2	-
092/093	1	1	1	3	3	4
118/119	1	1	1	2	3	-
072/073G	-	-	2	3	3	-
082/083	-	-	2	3	3	-
068/069G	1	1	2	3	3	-
078/079	1	1	2	3	3	-

>>> 992 | Gas leak detector with optical-acoustic alarm and relay control


SIZE	CODE	PACKING
-	992M	1/0
-	992G	1/0

AVAILABLE FOR METHANE GAS AND LPG.

Leds: power supply (green), failure (yellow), alarm (red).
Optical (red led) and acoustic (internal buzzer 87dBA) alarms.

Provided with relay output.

Power supply: 230Vac.

Max electrical input: 20mA 230Vac.

Max relay contact load: 20,5 (1,2) A.

Class of protection: IP 42.

Working temperature: -10°C, 40°C.


Working relative humidity: 30%, 90%.

Alarm level: gas concentration equal to 10% of L.E.L. (Low Exposition Limit).

4 years after installation date the device must be put out of order and replaced with a new unit.

Dimension: 138x85x44 mm.

CEI UNI EN 50194.

>>> 993 | Solenoid safety valve, normally open


AVAILABLE FOR MAXIMUM PRESSURE OF 550 MBAR (8PSI) AND 6 BAR (87 PSI).

Body in brass.

Class of protection: IP 65.

Female threads ISO228 (equivalent to DIN EN ISO 228 and BS EN ISO 228).

Power supply: 230 Vac.

Power input: 17 VA and 19 W.

Working temperature: -15°C, 70°C.

Closing time: <1 sec.

Maximum working pressure: 550mbar or 6bar.

Manual reset in compliance with CEI UNI EN 50194 regulation.

Approved under directive PED 97/23/CE

SIZE	PRESSURE	CODE	PACKING
1/2" (DN 15)	550mbar/8psi	9930012M	1/0
3/4" (DN 20)	550mbar/8psi	9930034M	1/0
1" (DN 25)	550mbar/8psi	9930100M	1/0
1"1/4 (DN 32)	550mbar/8psi	9930114M	1/0
1"1/2 (DN 40)	550mbar/8psi	9930112M	1/0
2" (DN 50)	550mbar/8psi	9930200M	1/0

SIZE	PRESSURE	CODE	PACKING
1/2" (DN 15)	6bar/87psi	9930012G	1/0
3/4" (DN 20)	6bar/87psi	9930034G	1/0
1" (DN 25)	6bar/87psi	9930100G	1/0
1"1/4 (DN 32)	6bar/87psi	9930114G	1/0
1"1/2 (DN 40)	6bar/87psi	9930112G	1/0
2" (DN 50)	6bar/87psi	9930200G	1/0

>>> 998 | Gas safety kit


SIZE	PRESSURE	CODE	PACKING
1/2" (DN 15)	550mbar/8psi	9980012M	1/0
3/4" (DN 20)	550mbar/8psi	9980034M	1/0

SIZE	PRESSURE	CODE	PACKING
1/2" (DN 15)	6bar/87psi	9980012G	1/0
3/4" (DN 20)	6bar/87psi	9980034G	1/0

AVAILABLE FOR METHANE GAS AND LPG.

Consisting of a gas leak detector (Art. 992) and a solenoid safety valve - normally open, 230 Vac (Art. 993).

.01

>>> CHECK AND FOOT VALVES

.02

>>> BALL VALVES

.03

>>>

> CHROME-PLATED
BIBCOCKS

.04

>>> PRESSURE REDUCING VALVES AND STRAINERS

.05

>>> HEATING

.06







>>> FITTINGS

.07

>>> ACCESSORIES FOR SOLAR HEATING SYSTEMS



ART.	DESCRIPTION	PG.
340 - 345	Build-in valves	46
136 - 138	Build-in valves	46
346 - 348 348SD - 385 386 - 387 906 - 906SD	Supply-stops	47-48
375	Toilet tank valve	48
285	Stainless steel rosette	48
220 - 225 - 226 228 - 230 - 240 250 - 255 - 390 391 - 392 - 488 706	Washing machine ball valves	49-51




>>> **340** || Build-in valve with blind cap



SIZE	PRESSURE	CODE	PACKING
1/2" (DN 15)	20bar/290psi	3400012	6/72
3/4" (DN 20)	15bar/217.5psi	3400034	6/72

Female/female threads.
 Body in brass. Cover plate and cap in chrome-plated ABS.
 Minimum and maximum working temperatures:
 0°C, 110°C in absence of steam.
 Threads ISO228 (equivalent to DIN EN ISO 228 and BS EN ISO 228).

>>> **PROL340** || Spacer



PACKING	CODE
1/0	PROL340

Suitable for art. 340
 Thread: 19x19Fx1".
 Length A: 58mm.

>>> **345** || Build-in valve with handle



SIZE	PRESSURE	CODE	PACKING
1/2" (DN 15)	20bar/290psi	3450012	4/76
3/4" (DN 20)	15bar/217.5psi	3450034	4/48

Female/female threads.
 Body in brass. Cover plate and handle in chrome-plated ABS.
 Minimum and maximum working temperatures:
 0°C, 110°C in absence of steam.
 Threads ISO228 (equivalent to DIN EN ISO 228 and BS EN ISO 228).

>>> **136** || Build-in valve with blind cap



SIZE	PRESSURE	CODE	PACKING
1/2" (DN 15)	30bar/435psi	1360012	8/56
3/4" (DN 20)	25bar/362.5psi	1360034	5/35

Full flow. Female/female threads.
 Body in brass.
 Cover plate and cap in chrome-plated brass.
 Minimum and maximum working temperatures:
 0°C, 110°C in absence of steam.
 Threads ISO228 (equivalent to DIN EN ISO 228 and BS EN ISO 228).

>>> **138** || Build-in valve with handle



SIZE	PRESSURE	CODE	PACKING
1/2" (DN 15)	30bar/435psi	1380012	8/56
3/4" (DN 20)	25bar/362.5psi	1380034	5/35
1" (DN 25)	25bar/362.5psi	1380100	4/24

Full flow.
 Female/female threads.
 Body in brass. Cover plate in stainless steel.
 Lever handle in chrome-plated brass.
 Minimum and maximum working temperatures:
 0°C, 110°C in absence of steam.
 Threads ISO228 (equivalent to DIN EN ISO 228 and BS EN ISO 228).

>>> **PROL136** || Spacer



PACKING	CODE
1/0	PROL136

Suitable for art. 136 and 138.
 Thread: 22x19Fx1".
 Length A: 38mm.

>>> 387 | Supply stop and washing machine valve



SIZE	PRESSURE	CODE	PACKING
1/2" (DN 15)	8bar/116psi	3870012	1/75

Male thread.
Body in chrome-plated brass.
Cover plate in stainless steel.
Minimum and maximum working temperature: 0°C, 80°C.
Threads ISO228 (equivalent to DIN EN ISO 228 and BS EN ISO 228)

>>> 906 - 906SD | Ball supply stop with strainer



SIZE	PRESSURE	CODE	PACKING
1/2" (DN 15)	8bar/116psi	9060012	10/180

Art. 906SD without nut 1/2"x3/8"

SIZE	PRESSURE	CODE	PACKING
1/2" (DN 15)	8bar/116psi	9060012SD	10/180

Available size 1/2"x mm.10.
Male thread.
Body in chrome-plated brass.
Cover plate in stainless steel.
Built-in strainer in stainless steel.
Minimum and maximum working temperatures: 0°C, 80°C.
Threads ISO228 (equivalent to DIN EN ISO 228 and BS EN ISO 228).

>>> 375 | Toilet tank valve



SIZE	PRESSURE	CODE	PACKING
3/8" (DN 10)	16bar/232psi	3750038	12/120

Male/female threads.
Body in nickel-plated brass.
Minimum and maximum working temperatures: 0°C, 80°C.
Female threads ISO228
(equivalent to DIN EN ISO 228 and BS EN ISO 228).
Male thread W12x19.

>>> 285 | Stainless steel rosette



SIZE	CODE	PACKING
3/8" (DN 10)	2850038	100/2500
1/2" (DN 15)	2850012	100/4000

>>> 230 | One-piece spacer for faucets



SIZE	PRESSURE	CODE	PACKING
3/4" (DN 20)	16bar/232psi	2300034C	6/78

Available size 3/4"x3/4"x3/4".
 Male thread for washing machine.
 Body in chrome-plated brass.
 Minimum and maximum working temperatures: 0°C, 80°C.
 Threads ISO228 (equivalent to DIN EN ISO 228 and BS EN ISO 228).

>>> 240 | Washing machine and dishwasher valve



SIZE	PRESSURE	CODE	PACKING
1/2" (DN 15)	16bar/232psi	2400012U	6/78

Available size 1/2"x3/4"x3/4".
 Male thread for washing machine/ dishwasher.
 Body in chrome-plated brass.
 Minimum and maximum working temperatures: 0°C, 80°C.
 Threads ISO228 (equivalent to DIN EN ISO 228 and BS EN ISO 228).

>>> 250 | Washing machine valve



SIZE	PRESSURE	CODE	PACKING
1/2" (DN 15)	16bar/232psi	2500012	12/156

Available size 1/2"x3/4".
 Male thread for washing machine.
 Body in chrome-plated brass.
 Minimum and maximum working temperatures: 0°C, 80°C.
 Threads ISO228 (equivalent to DIN EN ISO 228 and BS EN ISO 228).

>>> 255 | 3-way washing machine valve



SIZE	PRESSURE	CODE	PACKING
1/2" (DN 15)	16bar/232psi	2550012	10/100

Available size 1/2"x3/4".
 Male thread for washing machine.
 Body in chrome-plated brass.
 Minimum and maximum working temperatures: 0°C, 80°C.
 Threads ISO228 (equivalent to DIN EN ISO 228 and BS EN ISO 228).

>>> 390 || Drain trap for washing machines



SIZE	PRESSURE	CODE	PACKING
3/4" (DN 20)	16bar/232psi	3900034	6/72

Body in nickel-plated brass.
Cover plate in stainless steel.
Spring in stainless steel.
Minimum and maximum working temperatures: 0°C, 80°C.

>>> 391 || Washing machine ball valve



SIZE	PRESSURE	CODE	PACKING
1/2" (DN 15)	16bar/232psi	3910012	12/192

Metal handle.
Available size: 1/2"x1/2".
Male/male threads.
Body in nickel-plated brass.
Minimum and maximum working temperatures: 0°C, 110°C in absence of steam.
Threads ISO228 (equivalent to DIN EN ISO 228 and BS EN ISO 228).

>>> 392 || Washing machine ball valve



SIZE	PRESSURE	CODE	PACKING
1/2" (DN 15)	16bar/232psi	3920012	10/160

Available also with NPT thread.

Metal handle.
Available size: 1/2"x3/4".
Male/male threads.
Body in nickel-plated brass.
Minimum and maximum working temperatures: 0°C, 110°C in absence of steam.
Threads ISO228 (equivalent to DIN EN ISO 228 and BS EN ISO 228).

>>> 488 || Angle valve



SIZE	PRESSURE	CODE	PACKING
1/2" (DN 15)	16bar/232psi	4880012	10/240

Available size: 1/2"x1/2".
Male thread.
Body in chrome-plated brass. Handle in chrome-plated ABS.
Minimum and maximum working temperatures: 0°C, 80°C.
Threads ISO228 (equivalent to DIN EN ISO 228 and BS EN ISO 228).

>>> 706 || Washing machine ball valve



SIZE	PRESSURE	CODE	PACKING
1/2" (DN 15)	8bar/116psi	7060012	10/180

Available size: 1/2"x3/4". Male/male threads.
Body in chrome-plated brass.
Cover plate in stainless steel.
Minimum and maximum working temperatures: 0°C, 80°C.
Threads ISO228 (equivalent to DIN EN ISO 228 and BS EN ISO 228).

.01
>>>

>>> CHECK AND FOOT VALVES

.02
>>>

>>> BALL VALVES

.03
>>>

>>> CHROME-PLATED BIBCOCKS

.04
->>>

> PRESSURE
REDUCING VALVES
> STRAINERS

.05
>>>


>>> HEATING

.06
>>>






>>> FITTINGS

.07
>>>

>>> ACCESSORIES FOR SOLAR HEATING SYSTEMS



ART.	DESCRIPTION	PG.
143 - 143MM	EUROPRESS pressure reducing valve	54
360 - 361	MINIPRESS pressure reducing valve	54-55
192 - 193	Y strainers	56
189	Self-cleaning strainer	56
192CA - 189CA	Cartridge for strainers	57



>>> 143 | EUROPRESS pressure reducing valve



SIZE	PRESSURE	CODE	PACKING
1/2" (DN 15)	25bar/362.5psi	1430012	1/34
3/4" (DN 20)	25bar/362.5psi	1430034	1/34
1" (DN 25)	25bar/362.5psi	1430100	1/18
1"1/4 (DN 32)	25bar/362.5psi	1430114	1/9
1"1/2 (DN 40)	25bar/362.5psi	1430112	1/9
2" (DN 50)	25bar/362.5psi	1430200	1/8
2"1/2 (DN 65)	25bar/362.5psi	1430212	1/6
3" (DN 80)	25bar/362.5psi	1430300	1/4
4" (DN 100)	25bar/362.5psi	1430400	1/3

Compensated piston operation.
 Female/female threads.
 Body in nickel-plated brass.
 Minimum and maximum working temperatures: 0°C, 80°C.
 Maximum inlet pressure: 25bar.
 Outlet pressure can be adjusted between 1 and 6 bar.
 Factory preadjustment 3 bar.
 Outlet pressure gauge connection 1/4" on both sides.
 Threads ISO228 (equivalent to DIN EN ISO 228 and BS EN ISO 228).
 Available also with NPT thread in the sizes 2" 1/2 - 3" - 4".

>>> 143MM | EUROPRESS pressure reducing valve, with union connections



SIZE	PRESSURE	CODE	PACKING
1/2" (DN 15)	25bar/362.5psi	1430012MM	1/34
3/4" (DN 20)	25bar/362.5psi	1430034MM	1/24
1" (DN 25)	25bar/362.5psi	1430100MM	1/18
1"1/4 (DN 32)	25bar/362.5psi	1430114MM	1/9
1"1/2 (DN 40)	25bar/362.5psi	1430112MM	1/9
2" (DN 50)	25bar/362.5psi	1430200MM	1/6

Compensated piston operation.
 Union connections.
 Body in nickel-plated brass.
 Minimum and maximum working temperatures: 0°C, 80°C.
 Maximum inlet pressure: 25bar.
 Outlet pressure can be adjusted between 1 and 6 bar.
 Factory preadjustment 3 bar.
 Outlet pressure gauge connection 1/4" on both sides.
 Threads ISO228 (equivalent to DIN EN ISO 228 and BS EN ISO 228).

>>> 360 | MINIPRESS pressure reducing valve



SIZE	PRESSURE	CODE	PACKING
1/2" (DN 15)	15bar/217.5psi	3600012	4/44
3/4" (DN 20)	15bar/217.5psi	3600034	4/44

Compensated piston operation.
 Female/female threads.
 Body in nickel-plated brass.
 Minimum and maximum working temperatures: 0°C, 80°C.
 Maximum inlet pressure: 15bar. Outlet pressure can be adjusted between 1 and 4 bar.
 Factory preadjustment 3 bar.
 Threads ISO228 (equivalent to DIN EN ISO 228 and BS EN ISO 228).

>>> **361** | MINIPRESS pressure reducing valve, with pressure gauge connection



SIZE	PRESSURE	CODE	PACKING
1/2" (DN 15)	15bar/217.5psi	3610012	4/44
3/4" (DN 20)	15bar/217.5psi	3610034	4/44



Compensated piston operation.
 Female/female threads.
 Body in nickel-plated brass.
 Minimum and maximum working temperatures: 0°C, 80°C.
 Maximum inlet pressure: 15bar. Outlet pressure can be adjusted between 1 and 4 bar.
 Factory preadjustment 3 bar.
 Outlet pressure gauge connection 1/4".
 Threads ISO228 (equivalent to DIN EN ISO 228 and BS EN ISO 228).

TEC

INSTALLATION OF PRESSURE REDUCING VALVES

Suitable for domestic water services, heating and air-conditioning plants, compressed air systems. It can be installed in any position: vertical, horizontal, oblique.

Technical specifications: in order to avoid cavitation and extreme noise, please follow a reduction coefficient not higher than 2,5 between inlet and outlet pressure.

Example: if you need an outlet pressure of 4 bar, the maximum inlet pressure has to be not higher than 10 bar. In case of higher inlet pressure, it is necessary to install in series two pressure reducing valves.

**A STRAINER SHOULD BE INSTALLED BEFORE THE PRESSURE REDUCING VALVE. (PLEASE SEE THE FOLLOWING CHARTS).
 IN CASE OF NOT COMPLIANCE WITH SUCH INSTALLATION, OUR COMPANY WILL NOT BE RESPONSABLE OF ANY DAMAGES TO OUR PRESSURE REDUCING VALVES.**

Installation art.192 or 193 + art.515 + art.143




Installation art.192 or 193 + art.143MM



Installation.192 or 193 + art.515 + art.360



Installation art.192 or 193 + art.515 + art.361



>>> 192 | Y strainer



Suitable for domestic water services, heating and air-conditioning plants, compressed air systems. Female/female threads and inspection plug. Body in brass.
 Minimum and maximum working temperatures: -20°C, 110°C in absence of steam.
Filtration degree: 1/4" through 2" 500µm; 2" 1/2, 3", 4" 800µm.
 Threads: ISO228 (equivalent to DIN EN ISO 228 and BS EN ISO 228).

SIZE	PRESSURE	CODE	PACKING
1/4" (DN 8)	20bar/290psi	1920014	20/160
3/8" (DN 10)	20bar/290psi	1920038	20/160
1/2" (DN 15)	20bar/290psi	1920012	20/160
3/4" (DN 20)	20bar/290psi	1920034	10/80
1" (DN 25)	20bar/290psi	1920100	8/64
1"1/4 (DN 32)	20bar/290psi	1920114	5/40
1"1/2 (DN 40)	20bar/290psi	1920112	2/36
2" (DN 50)	20bar/290psi	1920200	2/18
2"1/2 (DN 65)	16bar/232psi	1920212	1/7
3" (DN 80)	16bar/232psi	1920300	1/5
4" (DN 100)	16bar/232psi	1920400	1/4

>>> 193 | Nickel-plated Y strainer



Suitable for domestic water services, heating and air-conditioning plants, compressed air systems. Female/female threads and inspection plug. Body in nickel-plated brass.
 Minimum and maximum working temperatures: -20°C, 110°C in absence of steam.
Available in 3 filtration degrees: 500µm, 300µm, 50µm.
 Threads ISO228 (equivalent to DIN EN ISO 228 and BS EN ISO 228).

500 µm

SIZE	PRESSURE	CODE	PACKING
1/4" (DN 8)	20bar/290psi	1930014	20/160
3/8" (DN 10)	20bar/290psi	1930038	20/160
1/2" (DN 15)	20bar/290psi	1930012	20/160
3/4" (DN 20)	20bar/290psi	1930034	10/80
1" (DN 25)	20bar/290psi	1930100	8/64
1"1/4 (DN 32)	20bar/290psi	1930114	5/40
1"1/2 (DN 40)	20bar/290psi	1930112	2/36
2" (DN 50)	20bar/290psi	1930200	2/18

300 µm

SIZE	PRESSURE	CODE	PACKING
1/4" (DN 8)	20bar/290psi	1930014G	20/160
3/8" (DN 10)	20bar/290psi	1930038G	20/160
1/2" (DN 15)	20bar/290psi	1930012G	20/160
3/4" (DN 20)	20bar/290psi	1930034G	10/80
1" (DN 25)	20bar/290psi	1930100G	8/64
1"1/4 (DN 32)	20bar/290psi	1930114G	5/40
1"1/2 (DN 40)	20bar/290psi	1930112G	2/36
2" (DN 50)	20bar/290psi	1930200G	2/18

50 µm

SIZE	PRESSURE	CODE	PACKING
1/4" (DN 8)	20bar/290psi	1930014GAS	20/160
3/8" (DN 10)	20bar/290psi	1930038GAS	20/160
1/2" (DN 15)	20bar/290psi	1930012GAS	20/160
3/4" (DN 20)	20bar/290psi	1930034GAS	10/80
1" (DN 25)	20bar/290psi	1930100GAS	8/64
1"1/4 (DN 32)	20bar/290psi	1930114GAS	5/40
1"1/2 (DN 40)	20bar/290psi	1930112GAS	2/36
2" (DN 50)	20bar/290psi	1930200GAS	2/18

>>> 189 | Self-cleaning strainer



Suitable for domestic water services, heating and air-conditioning plants, compressed air systems. Supplied with an extractable straining cartridge, double pressure gauge and hose cock to dump the impurities. Body in nickel-plated brass.
 Minimum and maximum working temperatures: -20°C, 110°C in absence of steam.
Filtration degree: 300µm.
 Threads: ISO228 (equivalent to DIN EN ISO 228 and BS EN ISO 228).

SIZE	PRESSURE	CODE	PACKING
1/2" (DN 15)	16bar/232psi	1890012	1/9
3/4" (DN 20)	16bar/232psi	1890034	1/9
1" (DN 25)	16bar/232psi	1890100	1/6
1"1/4 (DN 32)	16bar/232psi	1890114	1/6
1"1/2 (DN 40)	16bar/232psi	1890112	1/5
2" (DN 50)	16bar/232psi	1890200	1/5



>>> **192CA** | Cartridge for Y strainer art. 192



SIZE	CODE	FOR STRAINER
1/4" (DN 8)	192CA014	1/4"
1/4" (DN 8)	192CA014	3/8"
1/4" (DN 8)	192CA014	1/2"
3/4" (DN 20)	192CA034	3/4"
1" (DN 25)	192CA100	1"
1"1/4 (DN 32)	192CA114	1"1/4
1"1/2 (DN 40)	192CA112	1"1/2
2" (DN 50)	192CA200	2"
2"1/2 (DN 65)	192CA212	2"1/2
3" (DN 80)	192CA300	3"
4" (DN 100)	192CA400	4"

Filtration degree: 500µm 1/4" through 2"; 800µm 2"1/2, 3", 4".

>>> **192CA** | Cartridge for Y strainer art. 193



500 µm

SIZE	CODE	FOR STRAINER
1/4" (DN 8)	192CA014	1/4"
1/4" (DN 8)	192CA014	3/8"
1/4" (DN 8)	192CA014	1/2"
3/4" (DN 20)	192CA034	3/4"
1" (DN 25)	192CA100	1"
1"1/4 (DN 32)	192CA114	1"1/4
1"1/2 (DN 40)	192CA112	1"1/2
2" (DN 50)	192CA200	2"

300 µm

SIZE	CODE	FOR STRAINER
1/4" (DN 8)	192CA014G	1/4"
1/4" (DN 8)	192CA014G	3/8"
1/4" (DN 8)	192CA014G	1/2"
3/4" (DN 20)	192CA034G	3/4"
1" (DN 25)	192CA100G	1"
1"1/4 (DN 32)	192CA114G	1"1/4
1"1/2 (DN 40)	192CA112G	1"1/2
2" (DN 50)	192CA200G	2"

50 µm

SIZE	CODE	FOR STRAINER
1/4" (DN 8)	192CA014GAS	1/4"
1/4" (DN 8)	192CA014GAS	3/8"
1/4" (DN 8)	192CA014GAS	1/2"
3/4" (DN 20)	192CA034GAS	3/4"
1" (DN 25)	192CA100GAS	1"
1"1/4 (DN 32)	192CA114GAS	1"1/4
1"1/2 (DN 40)	192CA112GAS	1"1/2
2" (DN 50)	192CA200GAS	2"

>>> **189CA** | Cartridge for self-cleaning strainer art. 189



SIZE	CODE	FOR STRAINER
1/2" (DN 15)	189CA012	1/2"
3/4" (DN 20)	189CA034	3/4"
1" (DN 25)	189CA100	1"
1"1/4 (DN 32)	189CA114	1"1/4
1"1/2 (DN 40)	189CA112	1"1/2
2" (DN 50)	189CA200	2"

Filtration degree: 300µm

.01

>>> CHECK AND FOOT VALVES

.02

>>> BALL VALVES

.03

>>> CHROME-PLATED BIBCOCKS

.04

>>> PRESSURE REDUCING VALVES AND STRAINERS

.05

> HEATING

>>>

.06

>>> FITTINGS


.07

>>> ACCESSORIES FOR SOLAR HEATING SYSTEMS

>>>



ART.	DESCRIPTION	PG.
894V - 894C - 296S - 895V - 895C - 297S	Straight convertible valves and lockshields	60
994V - 994C - 396S - 995V - 995C - 397S	Angle convertible valves and lockshields	61
894CPS - 895CPS - 994CPS - 995CPS	Convertible valves with pre-setting	62-63
891 - 891SD - 891GA	Thermostatic actuators	64
KIT	Convertible valves kit	65
294 - 296 - 394 - 396 - 295 - 297 - 395 - 397	Manual valves and lockshields	66
294S - 296S - 394S - 396S - 295S - 297S - 395S - 397S	Manual valves and lockshields with o-ring	67
305 - 315 - 306 - 306K - 286	Two-pipe valves for panel radiators	68
990 - 991 - 989	Electric actuators for zone ball valves	69
980 - 981 - 982 - 984 - 986 - 988	Zone ball valves	70-71
450 - 455 - 456 - 465 - 885	Brass distribution manifolds	72-73-74
499 - 499CS - 499CC	Universal plastic box and set to fix the manifolds	75
852 - 862	Stainless steel distribution manifolds	78-79
499 - 499CS - 499CC	Universal plastic box and set to fix the manifolds	80-81
498 - 498ST	Metal box and mounting brackets	82-83
907C - 912C - 917C - 917CDE - 918C - 922C - 922MO - 927 - 932 - 937 - 942 - 947	Pre-assembled manifolds in stainless steel	84-89
498 - 498ST	Metal box and mounting brackets	90-91
850/38 - 850/50 - 860	Distribution manifolds in brass	92-93
499 - 499CS - 499CC	Universal plastic box and set to fix the manifolds	94-95
498 - 498ST	Metal box and mounting brackets	96-97
905C - 910C - 915C - 916C - 920C - 925 - 930 - 935 - 940 - 945	Pre-assembled manifolds in brass	98-102
498 - 498ST	Metal box and mounting brackets	103-105
949 - 949CEF - 949BY - 894K - 092K	Set point regulating unit	106-107
498	Metal box	108-109
860BY	Off-centre by-pass kit	110
891M	Electrothermal actuator	110
471FL	Flow meter	111
471 - 518 - 519	Adapters	111
489AR - 489AGR - 489MR - 489MGR - 489A - 489AG - 489M - 489MG - 489SO	End pieces with drain valve and air vent valve	112-113
098SK - 298SK - 487K01 - 487K02	Accessories kit for pre-assembled manifolds	114-115
492N - 490 - 490S - 491 - 492 - 492B - 492C - 492BC	Accessories for pre-assembled manifolds	116-117
494 - 495 - 496	End caps	118
482 - 482R - 483 - 483R - 484 - 485 - 493	Thermometers and pressure gauges	118-120
362 - 362R - 363 - 364 - 364R - 365 - 366 - 367 - 194 - 194O - 194OG - 195 - 196 - 299	Air vent valves and safety valves	121-123
368 - 369 - 368M - 369M	Diaphragm safety relief valves	124
820 - 820C - 820CS - 950C - 950S - 950T	Thermostats and chronothermostats	125-127



Body in nickel-plated brass.
 Maximum working temperature: 110°C.
 Threads ISO228 (equivalent to DIN EN ISO 228 and BS EN ISO 228).
 Suitable for thermostatic control heads art. 891 and art. 891SD.

894V || Straight convertible valve with handle, female thread



SIZE	PRESSURE	CODE	PACKING
3/8" (DN 10)	10bar/145psi	8940038V	4/120
1/2" (DN 15)	10bar/145psi	8940012V	4/84

894C || Straight convertible valve with cap, female thread



SIZE	PRESSURE	CODE	PACKING
3/8" (DN 10)	10bar/145psi	8940038C	4/120
1/2" (DN 15)	10bar/145psi	8940012C	4/96
3/4" (DN 20)	10bar/145psi	8940034C	10/80

296S || Straight lockshield, female thread



SIZE	PRESSURE	CODE	PACKING
3/8" (DN 10)	10bar/145psi	2960038S	12/132
1/2" (DN 15)	10bar/145psi	2960012S	12/132
3/4" (DN 20)	10bar/145psi	2960034S	8/104

895V || Straight convertible valve with handle, male thread



SIZE	PRESSURE	CODE	PACKING
3/8" (DN 10)	10bar/145psi	8950038V	4/120
1/2" (DN 15)	10bar/145psi	8950012V	4/84

895C || Straight convertible valve with cap, male thread



SIZE	PRESSURE	CODE	PACKING
3/8" (DN 10)	10bar/145psi	8950038C	4/120
1/2" (DN 15)	10bar/145psi	8950012C	4/96

297S || Straight lockshield, male thread




SIZE	PRESSURE	CODE	PACKING
3/8" (DN 10)	10bar/145psi	2970038S	12/192
1/2" (DN 15)	10bar/145psi	2970012S	12/156

To be used with iron piping or, together with an Itap-Fit® connector (art. 618 pg.140), with copper, crosslinked polyethylene (PEX) or polybutylene. In the case of use with PEX or polybutylene it is also requested the use of the liner art. 655 (pg. 141).



To be used with multilayer, PEX or polybutylene piping, together with 595M or 510 Multi-Fit® connectors (pg.132). Suitable also for copper piping, together with a compression fitting art. 595 (pg.144).



The male thread "G" is equipped with a conical seat and inner diameter mm.16.



894V 895V
 894C 895C
 296S 297S



894V
 894C
 895V
 895C

Body in nickel-plated brass.
 Maximum working temperature: 110°C.
 Threads ISO228 (equivalent to DIN EN ISO 228 and BS EN ISO 228).
 Suitable for thermostatic control heads art. 891 and art. 891SD.

994V | Angle convertible valve with handle, female thread



SIZE	PRESSURE	CODE	PACKING
3/8" (DN 10)	10bar/145psi	9940038V	4/120
1/2" (DN 15)	10bar/145psi	9940012V	4/84

994C | Angle convertible valve with cap, female thread



SIZE	PRESSURE	CODE	PACKING
3/8" (DN 10)	10bar/145psi	9940038C	4/120
1/2" (DN 15)	10bar/145psi	9940012C	4/96
3/4" (DN 20)	10bar/145psi	9940034C	10/80

396S | Angle lockshield, female thread



SIZE	PRESSURE	CODE	PACKING
3/8" (DN 10)	10bar/145psi	3960038S	12/132
1/2" (DN 15)	10bar/145psi	3960012S	12/156
3/4" (DN 20)	10bar/145psi	3960034S	8/104

995V | Angle convertible valve with handle, male thread



SIZE	PRESSURE	CODE	PACKING
3/8" (DN 10)	10bar/145psi	9950038V	4/120
1/2" (DN 15)	10bar/145psi	9950012V	4/84

995C | Angle convertible valve with cap, male thread



SIZE	PRESSURE	CODE	PACKING
3/8" (DN 10)	10bar/145psi	9950038C	4/120
1/2" (DN 15)	10bar/145psi	9950012C	4/96

397S | Angle lockshield, male thread




SIZE	PRESSURE	CODE	PACKING
3/8" (DN 10)	10bar/145psi	3970038S	12/156
1/2" (DN 15)	10bar/145psi	3970012S	12/192

To be used with iron piping or, together with an Itap-Fit® connector (art. 618 pg.140), with copper, crosslinked polyethylene (PEX) or polybutylene. In the case of use with PEX or polybutylene it is also requested the use of the liner art. 655 (pg. 141).



To be used with multilayer, PEX or polybutylene piping, together with 595M or 510 Multi-Fit® connectors (pg.132). Suitable also for copper piping, together with a compression fitting art. 595 (pg.144).



The male thread "G" is equipped with a conical seat and inner diameter mm.16.

CONVERTIBLE VALVES WITH PRE-SETTING

NEW 2015

These valves can be preset in order to easily and precisely balance radiator-based heating systems. The balancing is suitable for manual and thermostatic operation.

Body in nickel-plated brass.
Maximum working temperature: 110°C.
Threads ISO228 (equivalent to DIN EN ISO 228 and BS EN ISO 228).
Suitable for thermostatic control heads art. 891 and art. 891SD.

>>> 894CPS || Straight convertible valve, female thread



SIZE	PRESSURE	CODE	PACKING
3/8" (DN 10)	10bar/145psi	8940038CPS	4/120
1/2" (DN 15)	10bar/145psi	8940012CPS	4/96
3/4" (DN 20)	10bar/145psi	8940034CPS	10/80

To be used with iron piping or, together with an Itap-Fit® connector (art. 618 pg.140), with copper, crosslinked polyethylene (PEX) or polybutylene. In the case of use with PEX or polybutylene it is also requested the use of the liner art. 655 (pg.141).

>>> 994CPS || Angle convertible valve, female thread



SIZE	PRESSURE	CODE	PACKING
3/8" (DN 10)	10bar/145psi	9940038CPS	4/120
1/2" (DN 15)	10bar/145psi	9940012CPS	4/96
3/4" (DN 20)	10bar/145psi	9940034CPS	10/80



618

655

>>> 895CPS || Straight convertible valve, male thread




SIZE	PRESSURE	CODE	PACKING
3/8" (DN 10)	10bar/145psi	8950038CPS	4/120
1/2" (DN 15)	10bar/145psi	8950012CPS	4/96

To be used with multilayer, PEX or polybutylene piping, together with 595M or 510 Multi-Fit® connectors (pg.132). Suitable also for copper piping, together with a compression fitting art. 595 (pg.144).

>>> 995CPS || Angle convertible valve, male thread



SIZE	PRESSURE	CODE	PACKING
3/8" (DN 10)	10bar/145psi	9950038CPS	4/120
1/2" (DN 15)	10bar/145psi	9950012CPS	4/96



510

595M

595

The male thread "G" is equipped with a conical seat and inner diameter mm.16.



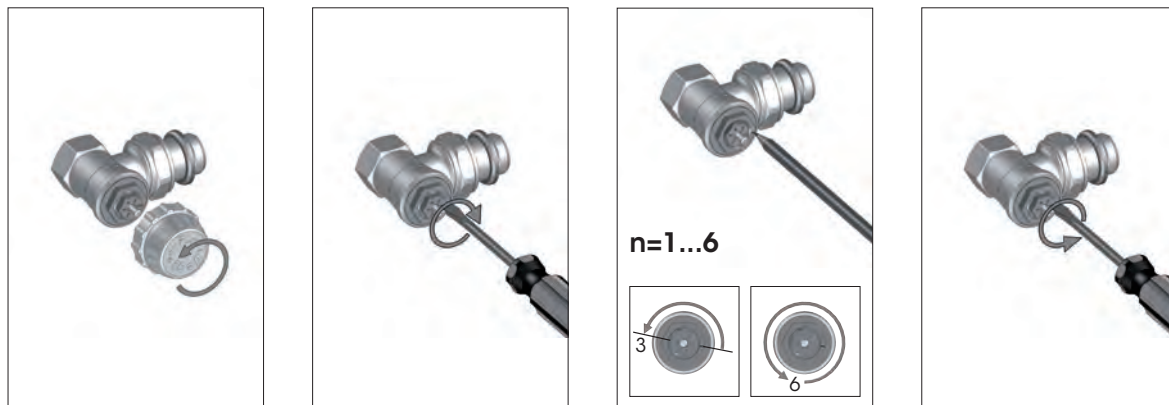
894CPS
994CPS
895CPS
995CPS

TEC

PRE-SETTING REGULATION

3/8" - 1/2"

Turn the pre-setting screw until stop. Mark the position of the screw-driver slot as reference point, then turn anti-clockwise according to the above pressure drop and flow rate charts.



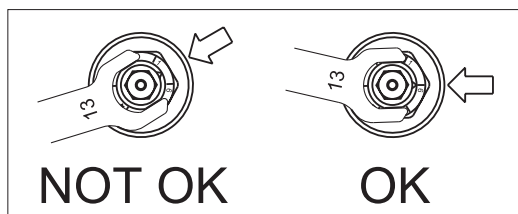
Pre-setting above 3 are unsuitable for operation with thermostatic heads and should only be used with actuators (open/close operation).

Normal flow rate according to different pre-setting positions (using the thermostatic head)
Q_{ms} (l/h) with Δp 10 kPa

3/8" - 1/2"	1	2	3	4	5	6	Max	Q _{mn}
994CPS / 995CPS	90	180	210	210	210	210	210	210
894CPS / 895CPS	108	180	210	210	210	210	210	210
±%	60	30	20	10	10	10	10	10

3/4"

Use a wrench (13 mm) to set the index on one of the numbers (the selector cannot be positioned between two numbers)



Normal flow rate according to different pre-setting positions (using the thermostatic head)
Q_{ms} (l/h) with Δp 10 kPa

3/4"	1	2	3	4	5	6
994CPS	30	60	95	130	210	305
894CPS	30	60	95	130	210	270
±%	60	30	20	10	10	10

>>>

891 | Thermostatic control head with oil-filled element

SIZE	CODE	PACKING
/	891	1/100

Scale values: * to 5.
 Adjustable temperature range: 6,5°C, 28°C.
 Antifreeze position set: 6,5°C.
 Device to restrict or lock temperature setting included.
 Hysteresis: 0,5K.
 Water temperature effect (W): 0,75K.
 Response time: (Z): 30min.
 Maximum differential pressure: 1,5bar.

>>>

891SD | Thermostatic control head with remote control

SIZE	CODE	PACKING
/	891SD	1/32

Scale values: * to 5.
 Adjustable temperature range: 6,5°C, 28°C.
 Antifreeze position set: 6,5°C.
 Device to restrict or lock temperature setting included.
 Hysteresis: 0,5K.
 Maximum differential pressure: 1,5bar.
 Length of the capillary pipe: m. 2.

>>>

891GA | Tamper-proof cap for thermostatic control heads

SIZE	CODE	PACKING
/	891GA	75/600

Available for thermostatic control heads art. 891 e art. 891SD.




891SD

891
891GA891
891SD

KIT

CONVERTIBLE VALVES KIT

KIT1



KIT1 - 38"
KIT1 - 1/2"
KIT1 - 3/4"

KIT2



KIT2 - 38"
KIT2 - 1/2"

KIT3



KIT3 - 38"
KIT3 - 1/2"
KIT3 - 3/4"

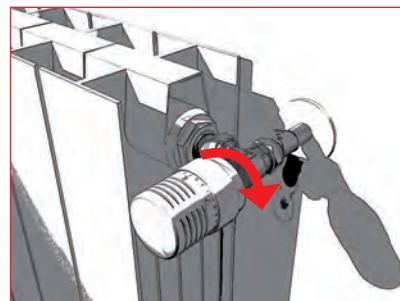
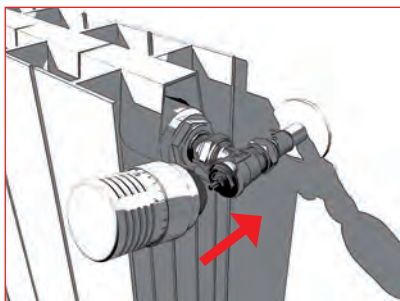
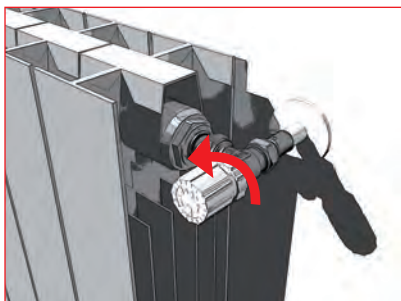
KIT4



KIT4 - 38"
KIT4 - 1/2"

TEC

THERMOSTATIC CONTROL HEAD INSTALLATION



THE THERMOSTATIC VALVE ALLOWS TO GET A CONSTANTLY IDEAL TEMPERATURE IN THE DIFFERENT ROOMS WITH ENERGY SAVINGS UP TO 20%

The thermostatic valve for radiators is the simplest device of automatic control of the ambient temperature. When the temperature exceeds the desired level, the sensitive element dilates and it produces the shutting or the appropriate reduction of the hot water flow, therefore lowering the heat supplied by the radiator. When the ambient temperature decreases, the sensitive element will contract, causing the hot water flow to increase and therefore the radiator increases its heat.

Convertible valves can be coupled to thermostatic control heads by a simple operation. This conversion into thermostatic valve can be implemented even in a working installation.

1. Remove the handle.
2. Rotate the thermostatic control head to full open (position 5).
3. Draw the control head close to the valve keeping the reference index fully visible, then manually screw the nickel-plated ring all the way to the blocking point. Do not position the control head vertically.

	1	2	3	4	5
6,5°C Min	12°C	16°C	20°C	24°C	28°C Max



Body in nickel-plated brass.
 Maximum working temperature: 110°C.
 Threads ISO 228 (equivalent to DIN EN ISO 228 and BS EN ISO 228).

To be used with iron piping or, together with an Itap-Fit® connector (art. 618 pg.140), with copper pipe, cross-linked polyethylene (PEX) or polybutylene. In the case of use with PEX or polybutylene it is also requested the use of the liner art. 655 (pg.141).

294S | Straight manual valve

Union connection with O-ring



SIZE	PRESSURE	CODE	PACKING
1/2" (DN 15)	10bar/145psi	2940012S	12/96
3/4" (DN 20)	10bar/145psi	2940034S	8/80

296S | Straight lockshield

Union connection with O-ring



SIZE	PRESSURE	CODE	PACKING
3/8" (DN 10)	10bar/145psi	2960038S	12/132
1/2" (DN 15)	10bar/145psi	2960012S	12/132
3/4" (DN 20)	10bar/145psi	2960034S	8/104

394S | Angle manual valve

Union connection with O-ring



SIZE	PRESSURE	CODE	PACKING
3/8" (DN 10)	10bar/145psi	3940038S	12/96
1/2" (DN 15)	10bar/145psi	3940012S	12/96
3/4" (DN 20)	10bar/145psi	3940034S	8/80

396S | Angle lockshield

Union connection with O-ring



SIZE	PRESSURE	CODE	PACKING
3/8" (DN 10)	10bar/145psi	3960038S	12/132
1/2" (DN 15)	10bar/145psi	3960012S	12/156
3/4" (DN 20)	10bar/145psi	3960034S	8/104

Body in nickel-plated brass.
 Maximum working temperature: 110°C.
 Threads ISO 228 (equivalent to DIN EN ISO 228 and BS EN ISO 228).
 The male thread "G" is equipped with a conical seat and inner diameter mm.16.

To be used with multilayer, PEX or polybutylene piping, together with 595M or 510 Multi-Fit® connectors (pg.132). Suitable also for copper piping, together with a compression fitting art. 595 (pg.144).

295S | Straight manual valve

Union connection with O-ring



SIZE	PRESSURE	CODE	PACKING
1/2" (DN 15)	10bar/145psi	2950012S	8/96

297S | Straight lockshield

Union connection with O-ring



SIZE	PRESSURE	CODE	PACKING
3/8" (DN 10)	10bar/145psi	2970038S	12/192
1/2" (DN 15)	10bar/145psi	2970012S	12/156

395S | Angle manual valve

Union connection with O-ring



SIZE	PRESSURE	CODE	PACKING
3/8" (DN 10)	10bar/145psi	3950038S	12/96
1/2" (DN 15)	10bar/145psi	3950012S	12/96

397S | Angle lockshield

Union connection with O-ring



SIZE	PRESSURE	CODE	PACKING
3/8" (DN 10)	10bar/145psi	3970038S	12/156
1/2" (DN 15)	10bar/145psi	3970012S	12/192

To be used with multilayer, PEX or polybutylene piping, together with a Multi-Fit® connector (art.510, pg. 132). Suitable also for copper piping, together with a compression fitting art. 595 (pg. 144).

Body in nickel-plated brass.

Art. 305: floor connections.

Art. 315: wall connections.

Radiator connections: 3/4" flat seat.

Pipe connection: 3/4" Eurokonus.

Centres distance: 50mm.

Maximum working temperature: 110°C.

Threads ISO228 (equivalent to DIN EN ISO 228 and BS EN ISO 228).

>>> **305** | Straight two-pipe valve



SIZE	PRESSURE	CODE	PACKING
3/4" (DN 20) EUROKONUS	10bar/145psi	3050034	6/114

>>> **315** | Angle two-pipe valve



SIZE	PRESSURE	CODE	PACKING
3/4" (DN 20) EUROKONUS	10bar/145psi	3150034	6/96

>>> **306** | Fitting for panel radiators, with thread 1/2" F



The price refers to the single fitting.

SIZE	CODE	PACKING
1/2" -3/4"	3060012034	48/528

>>> **306K** | Adapter for panel radiators, with thread 3/4" M



The price refers to the single adapter.
The packing consists in 300 bags, including each one 2 adapters.

SIZE	CODE	PACKING
0	306K	2/600

>>> **286** | Plastic rosette



SIZE	CODE	PACKING
12	2860012	100/1000
14	2860014	100/1000
15	2860015	100/1000
16	2860016	100/1000
18	2860018	100/1000



Bidirectional electric actuators.
 Supplied with an auxiliary microswitch.
 Case in nylon.
 Power supply voltage: 230V or 24V.
 Power consumption: 4VA.
 Minimum and maximum working ambient temperature: -5°C, 70°C.
 Class of protection: IP54.
 Capacity of the auxiliary connection: 2A.
 Operating time: 25 or 50 seconds.
 Angle of rotation: 90°.
 Starting torque:
 -50" model: 10Nm;
 -25" model: 5Nm.

>>> **990** | Electric actuator for zone ball valves



SIZE	CODE	PACKING
230V x 25sec	99023025	1/18
230V x 50sec	99023050	1/18

>>> **991** | Electric actuator for zone ball valves with manual unlocking device



24V X 50sec:
 available for minimum order of 100 pieces.

SIZE	CODE	PACKING
230V x 25sec	99123025	1/18
230V x 50sec	99123050	1/18
24V x 50sec	99102450	1/18

Suitable for 2-way zone ball valves art.980 and 981.

Unidirectional electric actuators.
 Case in Bayblend® (ABS + PC)
 Power supply voltage: 230V.
 Power consumption: 4VA.
 Minimum and maximum working ambient temperature: -5°C, 50°C.
 Class of protection: IP44.
 Operating time: 90 seconds.
 Angle of rotation: 90°.
 Starting torque: 10Nm

>>> **989** | Electric actuator for 2-way zone ball valves



SIZE	CODE	PACKING
230V x 90sec	98923090	1/18

Body in nickel-plated brass.

Full flow ball.

Maximum working pressure: 16bar.

Maximum differential pressure: 10bar.

Minimum and maximum working temperatures: -10°C (with antifreeze solution), 100°C.

Threads ISO228 (equivalent to DIN EN ISO 228 and BS EN ISO 228).

Suitable for the electric actuators art. 990 and 991.

Art.980 and 981 suitable for the electric actuators 989, 990 and 991.

>>> **980** | 2-way zone ball valve




SIZE	PRESSURE	CODE	PACKING
3/4" (DN 20)	16bar/232psi	9800034	1/30
1" (DN 25)	16bar/232psi	9800100	1/30
1"1/4 (DN 32)	16bar/232psi	9800114	1/30

>>> **981** | 2-way zone ball valve with double union connection



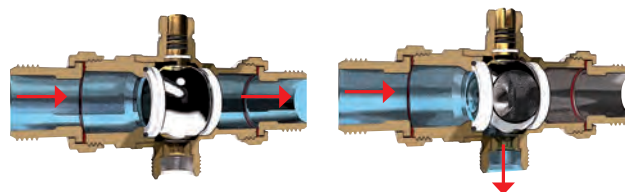
SIZE	PRESSURE	CODE	PACKING
3/4" (DN 20)	16bar/232psi	9810034	1/30
1" (DN 25)	16bar/232psi	9810100	1/30
1"1/4 (DN 32)	16bar/232psi	9810114	1/16

>>> **982** | 3-way diverter zone ball valve



SIZE	PRESSURE	CODE	PACKING
3/4" (DN 20)	16bar/232psi	9820034	1/30
1" (DN 25)	16bar/232psi	9820100	1/18

>>> **984** | 3-way zone ball valve



Open position

By-pass position

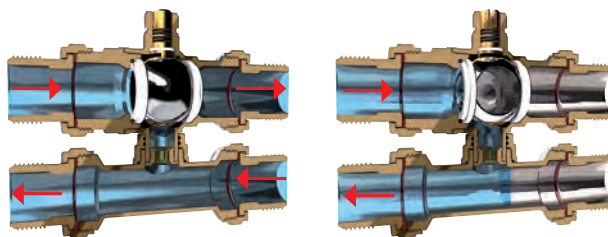
SIZE	PRESSURE	CODE	PACKING
3/4" (DN 20)	16bar/232psi	9840034	1/30
1" (DN 25)	16bar/232psi	9840100	1/24



980
981
982
984

Body in nickel-plated brass.
 Full flow ball.
 Balanced by-pass.
 Adjustable thread centres distance:
 -3/4": mm.49 to mm.63;
 -1": mm.55 to mm.63
 Maximum working pressure: 16bar.
 Maximum differential pressure: 10bar.
 Minimum and maximum working temperatures: -10°C (with antifreeze solution), 100°C.
 Threads ISO228 (equivalent to DIN EN ISO 228 and BS EN ISO 228).
Suitable for the electric actuators art. 990 and 991.

>>> **986** | 4-way zone ball valve




Open position

By-pass position

SIZE	PRESSURE	CODE	PACKING
3/4" (DN 20)	16bar/232psi	9860034	1/18
1" (DN 25)	16bar/232psi	9860100	1/10

By-pass tee in nickel-plated brass.
 Minimum and maximum working temperatures: -10°C (with antifreeze solution), 100°C.
 Threads ISO228 (equivalent to DIN EN ISO 228 and BS EN ISO 228).
Suitable for zone valve art. 984 and installable in metal boxes art. 498, together with brass manifolds art. 850-860 and stainless steel manifolds art. 852-862.

>>> **988** | By-pass kit for zone ball valves



SIZE	PRESSURE	CODE	PACKING
3/4" (DN 20)	10bar/145psi	9880034	1/30
1" (DN 25)	10bar/145psi	9880100	1/24

>>>

450 | Modular distribution manifold, 1/2" female outlets

Distribution manifold with female outlets.
Suitable for fittings for copper, PEX, polybutylene or multilayer piping.
Body in forged, nickel-plated brass.
Centres distance: mm.38.
Maximum working temperature: 110°C.
Threads ISO228 (equivalent to DIN EN ISO 228 and BS EN ISO 228).

SIZE	PRESSURE	CODE	PACKING
3/4" x 2	10bar/145psi	450003402	12/120
3/4" x 3	10bar/145psi	450003403	8/80
3/4" x 4	10bar/145psi	450003404	6/60
1" x 2	10bar/145psi	450010002	12/96
1" x 3	10bar/145psi	450010003	8/64
1" x 4	10bar/145psi	450010004	6/48

>>>

455 | Modular distribution manifold, 1/2" male outlets, conical seat

Distribution manifold with male outlets.
Suitable for fittings for copper, PEX, polybutylene or multilayer piping.
Body in forged, nickel-plated brass.
Centres distance: mm.38.
Maximum working temperature: 110°C.
Threads ISO228 (equivalent to DIN EN ISO 228 and BS EN ISO 228).
The male thread "G" is equipped with a conical seat and inner diameter mm.16.

SIZE	PRESSURE	CODE	PACKING
3/4" x 2	10bar/145psi	455003402	12/120
3/4" x 3	10bar/145psi	455003403	8/80
3/4" x 4	10bar/145psi	455003404	6/60
1" x 2	10bar/145psi	455010002	12/96
1" x 3	10bar/145psi	455010003	8/64
1" x 4	10bar/145psi	455010004	6/48

>>>

456 | Modular distribution manifold, 1/2" male outlets, flat seat

Distribution manifold with male outlets.
Suitable for fittings for copper, PEX, polybutylene or multilayer piping.
Body in forged brass.
Centres distance: mm.38.
Maximum working temperature: 110°C.
Threads ISO228 (equivalent to DIN EN ISO 228 and BS EN ISO 228).
The male thread "G" is equipped with a flat seat and inner diameter mm.14,5.

SIZE	PRESSURE	CODE	PACKING
3/4" x 2	10bar/145psi	456003402	12/120
3/4" x 3	10bar/145psi	456003403	8/80
3/4" x 4	10bar/145psi	456003404	6/60

>>>

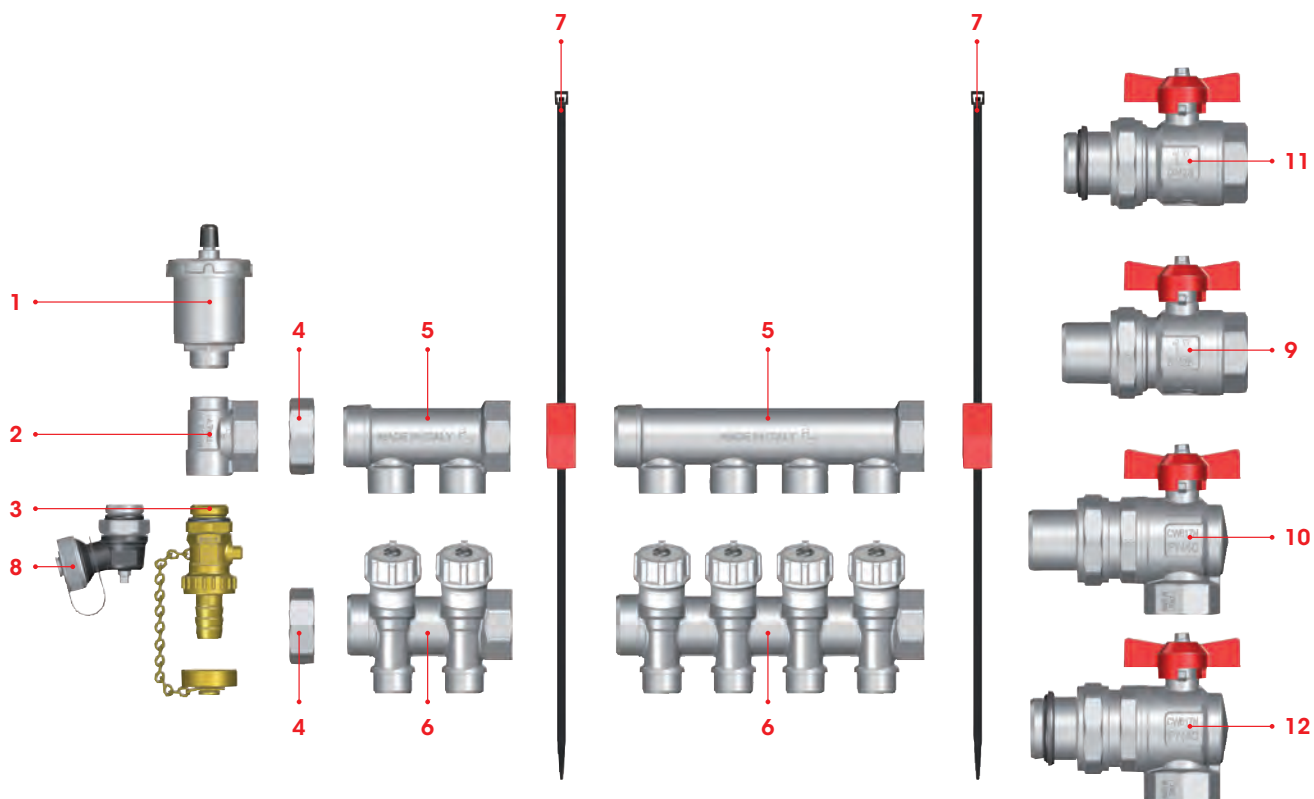
465 | Modular distribution manifold with shut-off valves, 1/2" male outlets, conical seat

Distribution manifold with shut-off valves to the male outlets, suitable for fittings for copper, PEX, polybutylene or multilayer piping.
Body in forged, nickel-plated brass.
Maximum working temperature: 110 °C.
Threads ISO228 (equivalent to DIN EN ISO 228 and BS EN ISO 228).
The male thread "G" is equipped with a conical seat and inner diameter mm.16.

SIZE	PRESSURE	CODE	PACKING
3/4" x 2	10bar/145psi	465003402	4/76
3/4" x 3	10bar/145psi	465003403	4/52
3/4" x 4	10bar/145psi	465003404	4/32
1" x 2	10bar/145psi	465010002	4/52
1" x 3	10bar/145psi	465010003	4/32
1" x 4	10bar/145psi	465010004	4/32



ACCESSORIES CHART ART. 450 - 455 - 456 - 465



POS	ART	DESCRIPTION	CHP	PG.
1	362 362R	Automatic air vent valve	5	121
2	491	Female 3-way end fitting for manifolds	5	116
3	139	Drain ball valve with brass hose connection	2	34
4	496	Female end cap with washer	5	118
5	450-455 456	Modular distribution manifold	5	72
6	465	Modular distribution manifold with shut off valves	5	72
7	499CS	Set to fix simple manifolds to the box	5	75
8	489SO	Adjustable drain cock	5	113
9	098	Ball valve for manifold	2	20
10	298	Angle ball valve for manifold	2	21
11	098S	Ball valve for manifold with o-ring on the union	2	20
12	298S	Angle ball valve for manifold with o-ring on the union	2	21



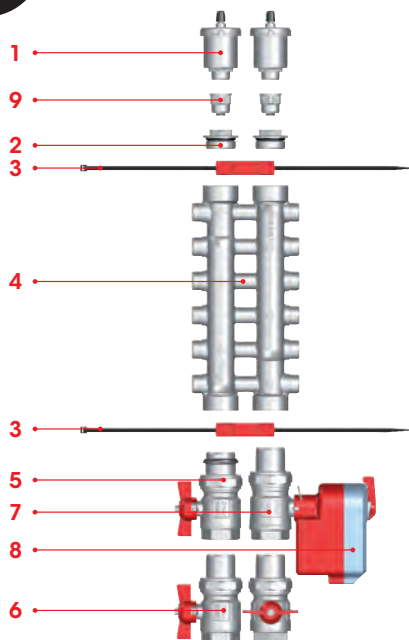
885 | Dual distribution manifold, 1/2" male outlets, conical seat



SIZE	PRESSURE	CODE	PACKING
3/4"x2+2	10bar/145psi	88500340238	1/22
3/4"x4+4	10bar/145psi	88500340438	1/26
3/4"x6+6	10bar/145psi	88500340638	1/16
3/4"x8+8	10bar/145psi	88500340838	1/12
3/4"x10+10	10bar/145psi	88500341038	1/8
1"x2+2	10bar/145psi	88501000238	1/22
1"x4+4	10bar/145psi	88501000438	1/21
1"x6+6	10bar/145psi	88501000638	1/10
1"x8+8	10bar/145psi	88501000838	1/10
1"x10+10	10bar/145psi	88501001038	1/5

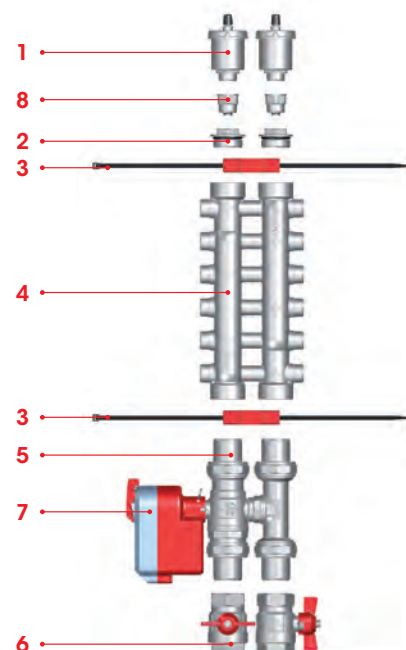
Dual distribution manifold with male outlets.
 Suitable for fittings for copper, PEX, polybutylene or multilayer piping.
 Body in casted, nickel-plated brass.
 Maximum working pressure: 110°C.
 Threads: ISO228 (equivalent to DIN EN ISO 228 and BS EN ISO 228).
The male thread "G" is equipped with a conical seat and inner diameter mm.16.
 Centres distance: mm.38.

TEC



ACCESSORIES CHART ART. 885

POS	ART	DESCRIPTION	CHP	PG.
1	362-362R	Automatic air vent valve	5	121
2	495	Male end fitting with o-ring	5	118
3	499CC	Set to fix dual manifolds to the box	5	75
4	885	Dual manifold	5	74
5	098S	Ball valve for manifolds with o-ring	2	20
6	098	Ball valve for manifolds	2	20
7	980	2-way zone ball valve	5	70
8	990 - 991 989	Electric actuator for zone ball valves Electric actuator for 2-way zone ball valves	5	69
9	365	Automatic check valve	5	122



POS	ART	DESCRIPTION	CHP	PG.
1	362-362R	Automatic air vent valve	5	121
2	495	Male end fitting with o-ring	5	118
3	499CC	Set to fix dual manifolds to the box	5	75
4	885	Dual manifold	5	74
5	986	4-way zone ball valve	5	71
6	092	Ball valve, female/female threads	2	19
7	990 - 991	Electric actuator for zone ball valves	5	69
8	365	Automatic check valve	5	122

>>> 499 | Universal plastic box for manifolds


SIZE	CODE	PACKING
350x350x90	499350350	1/0
500x350x90	499500350	1/0
650x350x90	499650350	1/0
800x400x95	499800400	1/0

ITAP plastic box with the kit art. 499CS and 499CC is suitable for the use with manifolds of any manufacturer. The cover is equipped with ventilation holes. Supplied with a removable shield to protect the manifolds from the plastering holes.

Available sizes:


mm.350xmm.350,

mm.500xmm.350,

mm.650xmm.350

mm.800xmm.400.

Usable depth: mm.90, mm.95.

>>> 499CS | Set to fix simple manifolds to the plastic box


SIZE	CODE	PACKING
-	499CS	1/50

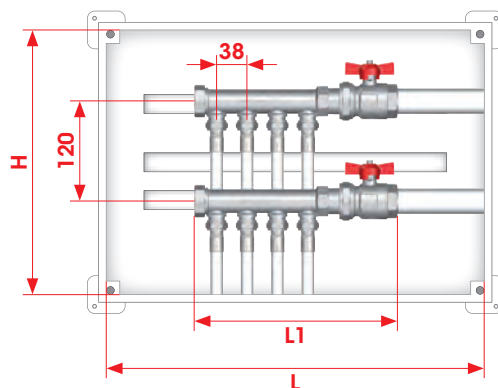
Consisting of: 2 long brackets, 2 short brackets, 4 plastic strips.
Suitable for simple forged or cast manifolds.

>>> 499CC | Set to fix dual manifolds to the plastic box

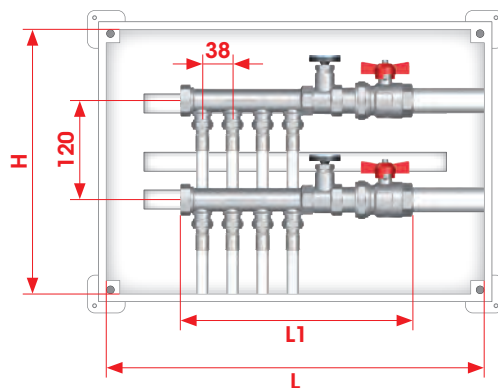

SIZE	CODE	PACKING
-	499CC	1/50

Consisting of: 2 brackets for dual manifolds, 2 plastic strips.
Suitable for dual manifolds.

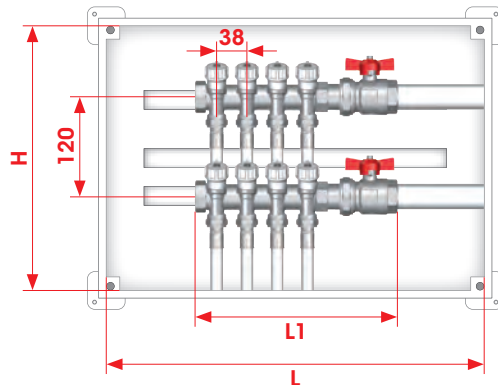
POSITIONING THE MANIFOLDS ART. 450 - 455 - 456 - 465 INTO PLASTIC BOXES



CODE	499.350.350		499.500.350		
LxH (mm)	350x350		500x350		
N° outlets	4	4+2	4+3	4+4	4+4+2
MANIFOLD	3/4"				
L1	243	319	357	396	472



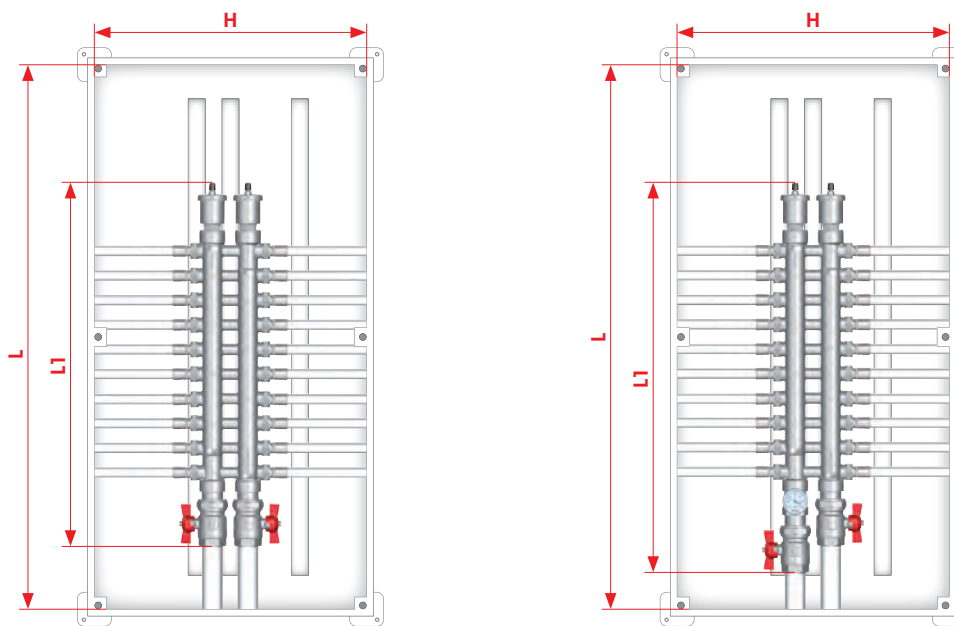
CODE	499.350.350	499.500.350		499.650.350	
LxH (mm)	350x350	500x350		650x350	
N° outlets	4	4+2	4+3	4+4	4+4+2
MANIFOLD	1"				
L1	290	367	405	443	520



CODE	499.350.350		499.500.350		
LxH (mm)	350x350		500x350		
N° outlets	4	4+2	4+3	4+4	4+4+2
MANIFOLD	3/4" - 1"				
L1	243	319	357	396	472

TEC

POSITIONING THE MANIFOLDS ART. 885 INTO PLASTIC BOXES

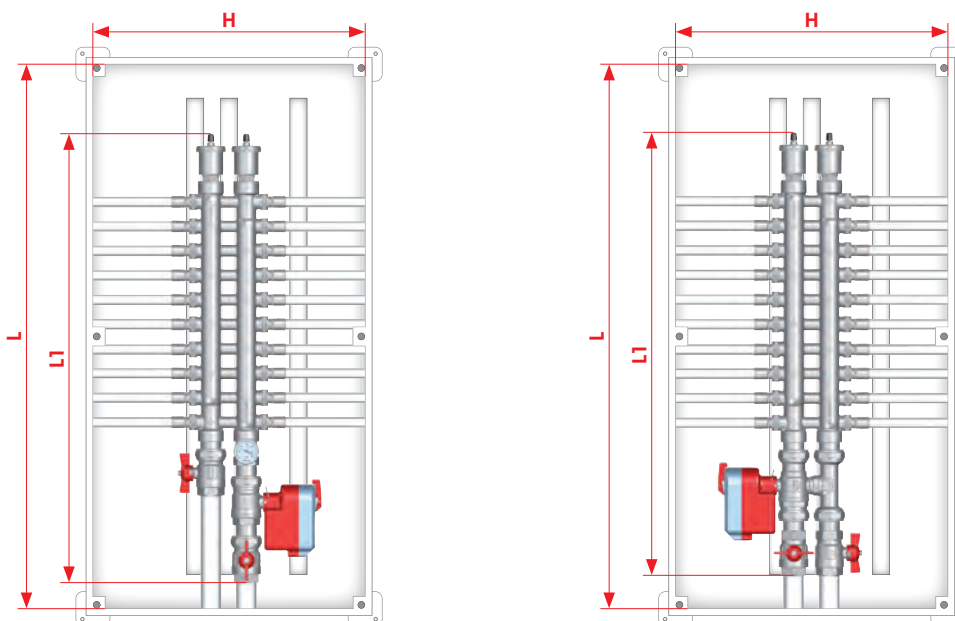


CODE	499.350.350	499.500.350	499.650.350	499.800.400
LxH (mm)	350x350	500x350	650x350	800x400
N° outlets	2+2	4+4	6+6	8+8
MANIFOLD	3/4"			
L1	246	322	398	474

CODE	499.350.350	499.500.350	499.650.350	499.800.400
LxH (mm)	350x350	500x350	650x350	800x400
N° outlets	2+2	4+4	6+6	8+8
MANIFOLD	1"			
L1	296	372	448	524

TEC

POSITIONING THE MANIFOLDS ART. 885 WITH ZONE VALVES INTO PLASTIC BOXES



CODE	499.500.350	499.650.350	499.800.400
LxH (mm)	500X350	650X350	800X400
N° outlets	2+2	4+4	6+6
MANIFOLD	3/4" - 1"		
L1	382	458	534

STAINLESS STEEL MANIFOLDS



HIGH RESISTANCE TO CORROSION



Absence of internal stresses due to cold processing (no stress corrosion cracking). Metallic continuity with the other components, in the event of next generation radiating systems (absence of electrolytic corrosion).

HIGH FLOW RATE LEVELS



Up to 50% higher compared to compact manifolds made of composite material.
Up to 20% higher compared to brass manifolds.

EXTREME LIGHTNESS



Up to 50% lighter than a brass manifold of the same size.

CAN BE USED IN LOW AND HIGH TEMPERATURE SYSTEMS



Suitable for underfloor radiant heating systems and radiator systems.

HIGH MECHANICAL STRENGTH



AISI 304L steel features a tensile strength of 520 N/mm² - while CW614N brass (used for manifolds) features a tensile strength of 430 N/mm².



Manifolds in stainless steel AISI 304L with female outlets, suitable for fittings for copper, PEX, polybutylene or multilayer piping.

Maximum working temperature: 110°C.

Threads: ISO228 (equivalent to DIN EN ISO 228 and BS EN ISO 228).

Size of the outlets: 1/2" F.

>>>

852 || Distribution manifold in stainless steel, centres distance mm.50



SIZE	PRESSURE	CODE	PACKING
1" x 2	10bar/145psi	85201000250	6/96
1" x 3	10bar/145psi	85201000350	6/72
1" x 4	10bar/145psi	85201000450	6/24
1" x 5	10bar/145psi	85201000550	6/24
1" x 6	10bar/145psi	85201000650	6/24
1" x 7	10bar/145psi	85201000750	3/36
1" x 8	10bar/145psi	85201000850	3/12
1" x 9	10bar/145psi	85201000950	3/12
1" x 10	10bar/145psi	85201001050	3/12
1" x 11	10bar/145psi	85201001150	3/12
1" x 12	10bar/145psi	85201001250	3/12
1" x 13	10bar/145psi	85201001350	3/12

>>>

862 || Distribution manifold in stainless steel, bilateral outlets, centres distance mm.50



SIZE	PRESSURE	CODE	PACKING
1" x 2	10bar/145psi	86201000250	6/96
1" x 3	10bar/145psi	86201000350	6/72
1" x 4	10bar/145psi	86201000450	6/24
1" x 5	10bar/145psi	86201000550	6/24
1" x 6	10bar/145psi	86201000650	6/24
1" x 7	10bar/145psi	86201000750	3/36
1" x 8	10bar/145psi	86201000850	3/12
1" x 9	10bar/145psi	86201000950	3/12
1" x 10	10bar/145psi	86201001050	3/12
1" x 11	10bar/145psi	86201001150	3/12
1" x 12	10bar/145psi	86201001250	3/12
1" x 13	10bar/145psi	86201001350	3/12

>>>

499 | Universal plastic box for manifolds

SIZE	CODE	PACKING
350x350x90	499350350	1/0
500x350x90	499500350	1/0
650x350x90	499650350	1/0
800x400x95	499800400	1/0

ITAP plastic box with the kit art. 499CS and 499CC is suitable for the use with manifolds of any manufacturer. The cover is equipped with ventilation holes. Supplied with a removable shield to protect the manifolds from the plastering holes.

Available sizes:

mm.350xmm.350,


mm.500xmm.350,

mm.650xmm.350

mm.800xmm.400.

Usable depth: mm.90, mm.95.

>>>

499CS | Set to fix simple manifolds to the plastic box

SIZE	CODE	PACKING
-	499CS	1/50

Consisting of: 2 long brackets, 2 short brackets, 4 plastic strips.
Suitable for simple forged or cast manifolds.

>>>

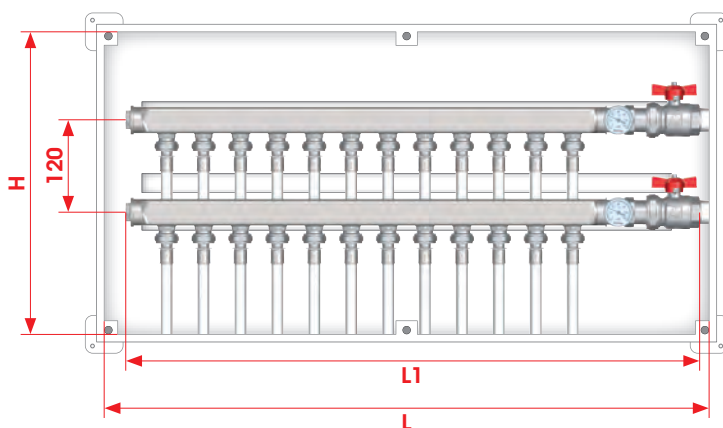
499CC | Set to fix dual manifolds to the plastic box

SIZE	CODE	PACKING
-	499CC	1/50

Consisting of: 2 brackets for dual manifolds, 2 plastic strips.
Suitable for dual manifolds.

TEC

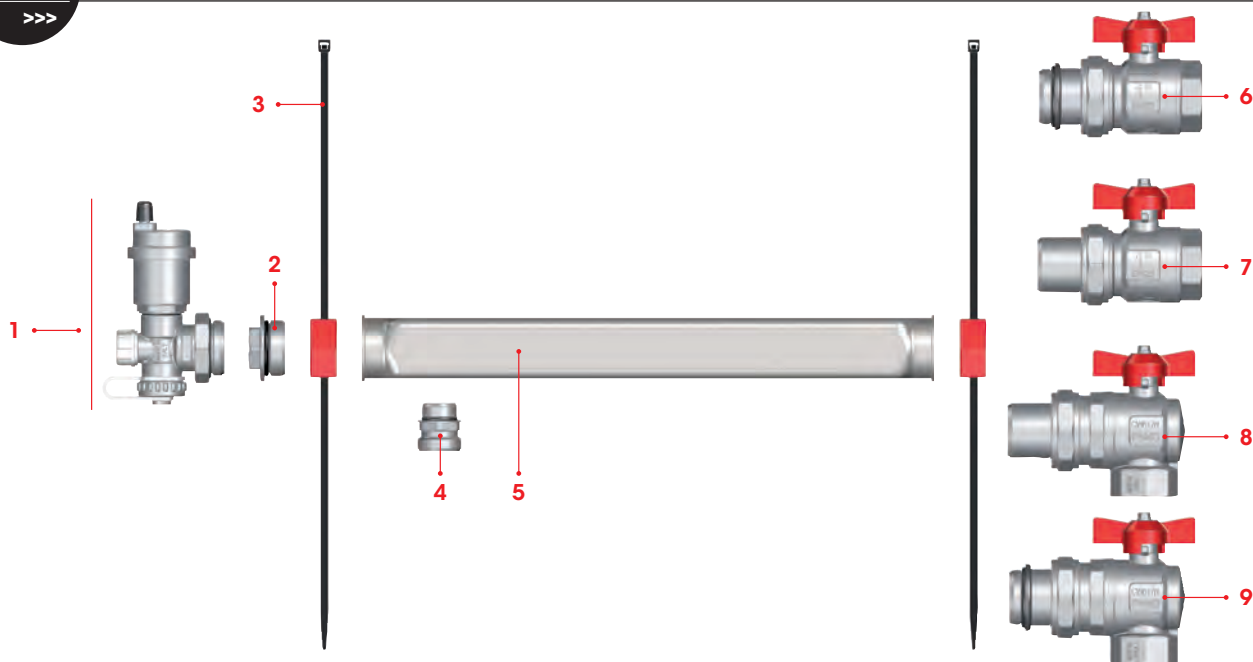
POSITIONING THE MANIFOLD ART. 852 INTO PLASTIC BOXES



CODE	499.350.350	499.500.350	499.650.350	499.800.400
LxH (mm)	350x350	500x350	650x350	800x400
N° outlets	3	6	9	12
MANIFOLD	1"			
L1	315	465	615	765

TEC

ACCESSORIES CHART ART. 852 FOR PLASTIC BOXES



POS	ART	DESCRIPTION	CHP	PG.
1	489AR	Adjustable end piece with drain valve and automatic air vent valve	5	112
2	494	Male end cap with o-ring	5	118
3	499CS	Plastic strip to fix the manifold	2	80
4	518	Male/male adapter	5	111
5	852	Distribution manifold in stainless steel	5	79
6	098S	Ball valve for manifolds with o-ring on the union	2	20
7	098	Ball valve for manifolds	2	20
8	298	Angle ball valve for manifolds	2	21
9	298S	Angle ball valve for manifolds with o-ring on the union	2	21

**498** | Metal box for manifolds
**NEW
2015**

SIZE LxHxP	CODE	PACKING
500x600x(80-130)	498500600	1/1
600x600x(80-130)	498600600	1/1
700x600x(80-130)	498700600	1/1
800x600x(80-130)	498800600	1/1
1000x600x(80-130)	4981000600	1/1
1100x600x(80-130)	4981100600	1/1

Complete with basement and support for floor installation.
Equipped with plaster protection.

Enclosure, telescopic door frame and door in zincplated steel.
The telescopic door frame and the door are painted.
Adjustable depth: from mm. 80 to mm. 130.
Minimum depth for Itap manifolds installation: mm. 90.
Adjustable height: from mm. 700 to mm. 800.

**498ST** | Mounting brackets in steel for metal boxes art. 498

Centres distance mm. 200.
Offset mm. 12.

SIZE	CODE	PACKING
3/4"	498ST034K	1/40
1"	498ST100K	1/40
1"1/4	498ST114K	1/40



Centres distance mm. 200.
Offset mm. 30.

SIZE	CODE	PACKING
1"	498ST100KM	1/40
1"1/4	498ST114KM	1/40



Centres distance mm. 211.
Offset mm. 30.

SIZE	CODE	PACKING
1"	498ST100KMB	1/40

**NEW
2015**

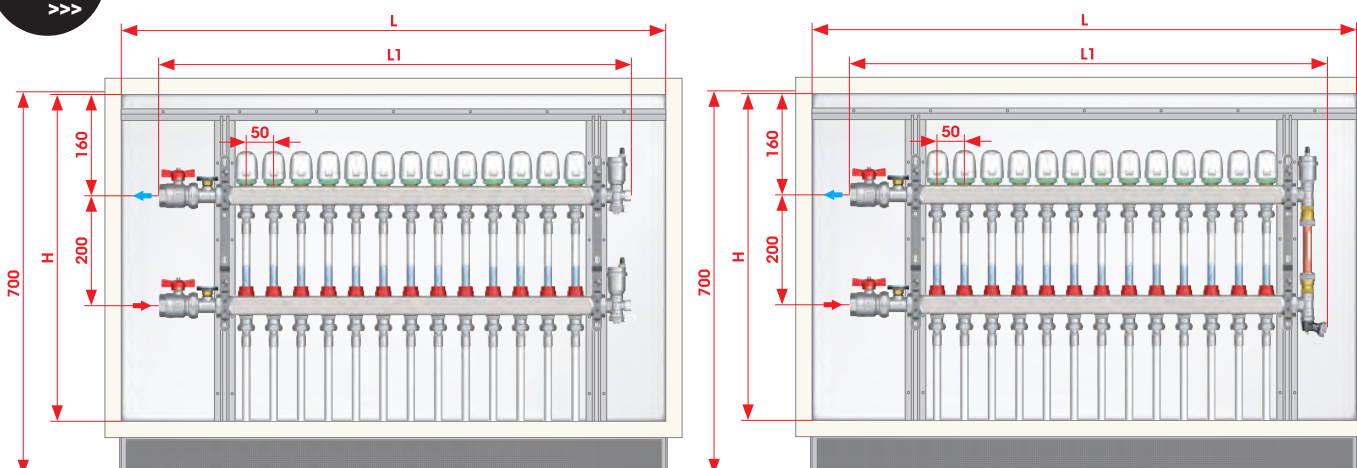
The set includes a pair of brackets with screws and fixings.

For installation in box art. 498:

- 498STK: standard version. Offset: 12 mm. Suitable for outlets pipe up to 20mm.
- 498STKM: deeper version. Offset: 30 mm. Suitable for outlets pipe up to 25mm.
- 498STKMB: deeper version. Offset: 30 mm. Suitable for outlets pipe up to 25mm.

TEC

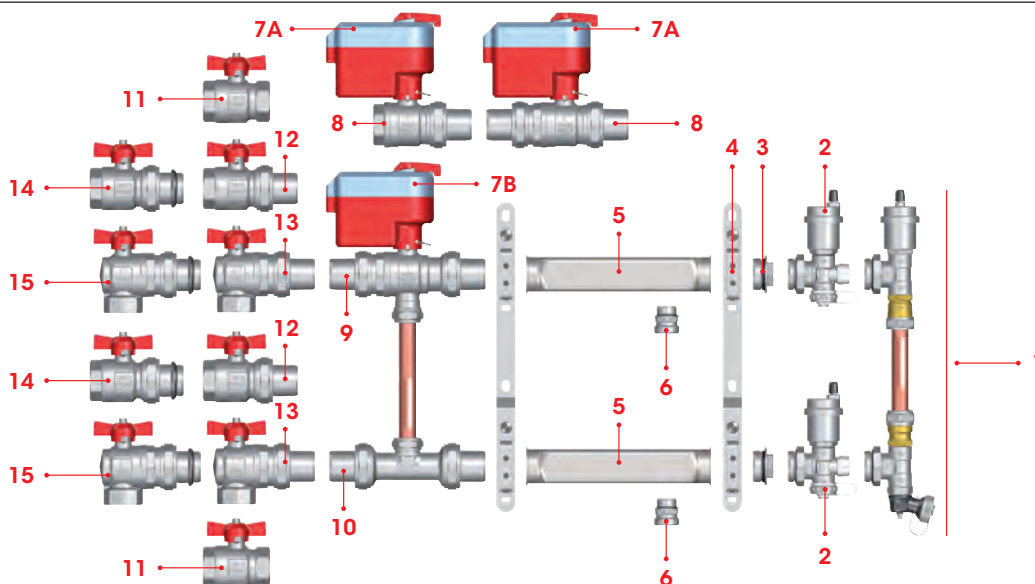
POSITIONING THE MANIFOLD ART. 862 INTO METAL BOXES



CODE	498.500.600	498.600.600	498.700.600	498.800.600	498.1000.600
LxH (mm)	500x600	600x600	700x600	800x600	1000x600
N° outlets	3-4	5-6	7-8	9-10	11-12-13
MANIFOLD	1"				
L1	422	522	622	722	872

TEC

ACCESSORIES CHART ART. 852 FOR METAL BOXES



POS	ART	DESCRIPTION	CHP	PG.
1	860BY	Off-centre by-pass kit	5	110
2	489AR	Adjustable end piece with drain valve and automatic air vent valve	5	112
3	494	Male end cap with o-ring	5	118
4	498ST	Mounting brackets in steel for metal boxes	5	82
5	852	Stainless steel manifold	5	79
6	518	Male/male adapter	5	111
7A	990-991-989	Electric actuator for zone ball valves - Electric actuator for 2-way zone ball valves	5	69
7B	990-991	Electric actuator for zone ball valves	5	69
8	980-981	2-way zone ball valve - 2-way zone ball valve MM	5	70
9	984	3-way zone ball valve	5	70
10	988	By-pass kit for zone valves	5	71
11	092	Ball valve, T handle	2	19
12	098	Ball valve for manifold	2	20
13	298	Angle ball valve for manifold	2	21
14	098S	Ball valve for manifold with o-ring on the union	2	20
15	298S	Angle ball valve for manifold with o-ring on the union	2	21

>>>

907C Complete pre-assembled manifold, with flow meters

SIZE	PRESSURE	CODE	PACKING
1"x3/4"x3	6bar/87psi	9070010003034C	1/1
1"x3/4"x4	6bar/87psi	9070010004034C	1/1
1"x3/4"x5	6bar/87psi	9070010005034C	1/1
1"x3/4"x6	6bar/87psi	9070010006034C	1/1
1"x3/4"x7	6bar/87psi	9070010007034C	1/1
1"x3/4"x8	6bar/87psi	9070010008034C	1/1
1"x3/4"x9	6bar/87psi	9070010009034C	1/1
1"x3/4"x10	6bar/87psi	9070010010034C	1/1
1"x3/4"x11	6bar/87psi	9070010011034C	1/1
1"x3/4"x12	6bar/87psi	9070010012034C	1/1
1"x3/4"x13	6bar/87psi	9070010013034C	1/1

Consisting of:

- 1 return manifold in stainless steel AISI 304L with shut-off valves preset for electrothermal actuators
- 1 flow manifold in stainless steel AISI 304L with flow meters
- 2 complete metal brackets
- 2 shut-off ball valves
- 2 unions with thermometers
- 2 end pieces with air vent valve and drain cock.

Available on demand with deeper mounting brackets art. 498ST (pg. 90) without extra-charge.

Available size: 1"

Maximum working pressure: 6 bar (10 bar for installation test)

Maximum working temperature: 70°C

Threads: ISO 228 (equivalent to DIN EN ISO 228 and BS EN ISO 228)

Outlets: from 3 to 13, 3/4" Eurokonus

Outlet centre distance: mm.50

In case of use of electric actuators Art. 891M, it is suggested to use the off-centre by-pass kit Art. 860BY.

ATTENTION: manifolds will be supplied mounted on the brackets; accessories will be supplied separately, inside the same box.

>>>

912C Complete pre-assembled manifold, with lockshields

SIZE	PRESSURE	CODE	PACKING
1"x3/4"x3	10bar/145psi	9120010003034C	1/1
1"x3/4"x4	10bar/145psi	9120010004034C	1/1
1"x3/4"x5	10bar/145psi	9120010005034C	1/1
1"x3/4"x6	10bar/145psi	9120010006034C	1/1
1"x3/4"x7	10bar/145psi	9120010007034C	1/1
1"x3/4"x8	10bar/145psi	9120010008034C	1/1
1"x3/4"x9	10bar/145psi	9120010009034C	1/1
1"x3/4"x10	10bar/145psi	9120010010034C	1/1
1"x3/4"x11	10bar/145psi	9120010011034C	1/1
1"x3/4"x12	10bar/145psi	9120010012034C	1/1
1"x3/4"x13	10bar/145psi	9120010013034C	1/1

Consisting of:

- 1 return manifold in stainless steel AISI 304L with shut-off valves preset for electrothermal actuators
- 1 flow manifold in stainless steel AISI 304L with lockshields
- 2 complete metal brackets
- 2 shut-off ball valves
- 2 unions with thermometers
- 2 end pieces with air vent valve and drain cock

Available on demand with deeper mounting brackets art. 498ST (pg. 90) without extra-charge.

Available size: 1"

Maximum working pressure: 10 bar

Maximum working temperature: 80°C


Threads: ISO 228 (equivalent to DIN EN ISO 228 and BS EN ISO 228)

Outlets: from 3 to 13, 3/4" Eurokonus

Outlet centre distance: mm.50

In case of use of electric actuators Art. 891M, it is suggested to use the off-centre by-pass kit Art. 860BY.

ATTENTION: manifolds will be supplied mounted on the brackets; accessories will be supplied separately, inside the same box.

>>> 917C | Pre-assembled manifold with flow meters


SIZE	PRESSURE	CODE	PACKING
1"x3/4"x3	6bar/87psi	9170010003034C	1/1
1"x3/4"x4	6bar/87psi	9170010004034C	1/1
1"x3/4"x5	6bar/87psi	9170010005034C	1/1
1"x3/4"x6	6bar/87psi	9170010006034C	1/1
1"x3/4"x7	6bar/87psi	9170010007034C	1/1
1"x3/4"x8	6bar/87psi	9170010008034C	1/1
1"x3/4"x9	6bar/87psi	9170010009034C	1/1
1"x3/4"x10	6bar/87psi	9170010010034C	1/1
1"x3/4"x11	6bar/87psi	9170010011034C	1/1
1"x3/4"x12	6bar/87psi	9170010012034C	1/1
1"x3/4"x13	6bar/87psi	9170010013034C	1/1

Consisting of:

- 1 return manifold in stainless steel AISI 304L with shut-off valves preset for electrothermal actuators
- 1 flow manifold in stainless steel AISI 304L with flow meters
- 2 complete metal brackets.

Available on demand with deeper mounting brackets art. 498ST (pg. 90) without extra-charge.

Available size: 1"

Maximum working pressure: 6 bar (10 bar for installation test)

Maximum working temperature: 70°C


Threads: ISO 228 (equivalent to DIN EN ISO 228 and BS EN ISO 228)

Outlets: from 3 to 13, 3/4" Eurokonus

Outlet centre distance: mm.50

In case of use of electric actuators Art. 891M, it is suggested to use the off-centre by-pass kit Art. 860BY.

ATTENTION: manifolds will be supplied mounted on the brackets;

>>> 917CDE | Pre-assembled manifold with flow meters, air vent valves and drain cock


SIZE	PRESSURE	CODE	PACKING
1"x3/4"x2	6bar/87psi	9170010002034CDE	1/1
1"x3/4"x3	6bar/87psi	9170010003034CDE	1/1
1"x3/4"x4	6bar/87psi	9170010004034CDE	1/1
1"x3/4"x5	6bar/87psi	9170010005034CDE	1/1
1"x3/4"x6	6bar/87psi	9170010006034CDE	1/1
1"x3/4"x7	6bar/87psi	9170010007034CDE	1/1
1"x3/4"x8	6bar/87psi	9170010008034CDE	1/1
1"x3/4"x9	6bar/87psi	9170010009034CDE	1/1
1"x3/4"x10	6bar/87psi	9170010010034CDE	1/1
1"x3/4"x11	6bar/87psi	9170010011034CDE	1/1
1"x3/4"x12	6bar/87psi	9170010012034CDE	1/1

Consisting of:

- 1 return manifold in stainless steel AISI 304L with shut-off valves preset for electrothermal actuators
- 1 flow manifold in stainless steel AISI 304L with flow meters
- 2 complete metal brackets.
- 2 drain cocks
- 2 air vent valves

Available on demand with deeper mounting brackets art. 498ST (pg. 90) without extra-charge.

Available size: 1"

Maximum working pressure: 6 bar (10 bar for installation test)

Maximum working temperature: 70°C

Threads: ISO 228 (equivalent to DIN EN ISO 228 and BS EN ISO 228)


Outlets: from 2 to 12, 3/4" Eurokonus

Outlet centre distance: mm.50

In case of use of electric actuators Art. 891M, it is suggested to use the off-centre by-pass kit Art. 860BY.

ATTENTION: manifolds will be supplied mounted on the brackets;

>>>

918C | Pre-assembled manifold with flow meters, air vent valves and drain cock

SIZE	PRESSURE	CODE	PACKING
1"x3/4"x3	6bar/87psi	9180010003034C	1/1
1"x3/4"x4	6bar/87psi	9180010004034C	1/1
1"x3/4"x5	6bar/87psi	9180010005034C	1/1
1"x3/4"x6	6bar/87psi	9180010006034C	1/1
1"x3/4"x7	6bar/87psi	9180010007034C	1/1
1"x3/4"x8	6bar/87psi	9180010008034C	1/1
1"x3/4"x9	6bar/87psi	9180010009034C	1/1
1"x3/4"x10	6bar/87psi	9180010010034C	1/1
1"x3/4"x11	6bar/87psi	9180010011034C	1/1
1"x3/4"x12	6bar/87psi	9180010012034C	1/1
1"x3/4"x13	6bar/87psi	9180010013034C	1/1

Consisting of:

- 1 return manifold in stainless steel AISI 304L with shut-off valves preset for electrothermal actuators
- 1 flow manifold in stainless steel AISI 304L with flow meters
- 2 adjustable end pieces with drain valve and manual air vent valve
- 2 complete metal brackets

Available on demand with deeper mounting brackets art. 498ST (pg. 90) without extra-charge.

Available size: 1"

Maximum working pressure: 6 bar (10 bar for installation test)

Maximum working temperature: 70°C

Threads: ISO 228 (equivalent to DIN EN ISO 228 and BS EN ISO 228)


Outlets: from 3 to 13, 3/4" Eurokonus

Outlet centre distance: mm.50

In case of use of electric actuators Art. 891M, it is suggested to use the off-centre by-pass kit Art. 860BY.

ATTENTION: manifolds will be supplied mounted on the brackets; accessories will be supplied separately, inside the same box.NEW
2015

>>>

922C | Pre-assembled manifold with lockshields

SIZE	PRESSURE	CODE	PACKING
1"x3/4"x3	10bar/145psi	9220010003034C	1/1
1"x3/4"x4	10bar/145psi	9220010004034C	1/1
1"x3/4"x5	10bar/145psi	9220010005034C	1/1
1"x3/4"x6	10bar/145psi	9220010006034C	1/1
1"x3/4"x7	10bar/145psi	9220010007034C	1/1
1"x3/4"x8	10bar/145psi	9220010008034C	1/1
1"x3/4"x9	10bar/145psi	9220010009034C	1/1
1"x3/4"x10	10bar/145psi	9220010010034C	1/1
1"x3/4"x11	10bar/145psi	9220010011034C	1/1
1"x3/4"x12	10bar/145psi	9220010012034C	1/1
1"x3/4"x13	10bar/145psi	9220010013034C	1/1

Consisting of:

- 1 return manifold in stainless steel AISI 304L with shut-off valves preset for electrothermal actuators
- 1 flow manifold in stainless steel AISI 304L with lockshields
- 2 complete metal brackets

Available on demand with deeper mounting brackets art. 498ST (pg. 90) without extra-charge.

Available size: 1"

Maximum working pressure: 10 bar

Maximum working temperature: 80°C


Threads: ISO 228 (equivalent to DIN EN ISO 228 and BS EN ISO 228)

Outlets: from 3 to 13, 3/4" Eurokonus

Outlet centre distance: mm.50

In case of use of electric actuators Art. 891M, it is suggested to use the off-centre by-pass kit Art. 860BY.

ATTENTION: manifolds will be supplied mounted on the brackets;

>>> 922MO | Pre-assembled manifold with air-vent valves


SIZE	PRESSURE	CODE	PACKING
1"x3/4"x2	10bar/145psi	9220010002034MO	1/1
1"x3/4"x3	10bar/145psi	9220010003034MO	1/1
1"x3/4"x4	10bar/145psi	9220010004034MO	1/1
1"x3/4"x5	10bar/145psi	9220010005034MO	1/1
1"x3/4"x6	10bar/145psi	9220010006034MO	1/1
1"x3/4"x7	10bar/145psi	9220010007034MO	1/1
1"x3/4"x8	10bar/145psi	9220010008034MO	1/1
1"x3/4"x9	10bar/145psi	9220010009034MO	1/1
1"x3/4"x10	10bar/145psi	9220010010034MO	1/1
1"x3/4"x11	10bar/145psi	9220010011034MO	1/1
1"x3/4"x12	10bar/145psi	9220010012034MO	1/1

Consisting of:

- 1 return manifold in stainless steel AISI 304L with air vent valve
- 1 flow manifold in stainless steel AISI 304L with air vent valve
- 2 complete metal brackets

Available on demand with deeper mounting brackets art. 498ST (pg. 90) without extra-charge.

Available size: 1"

Maximum working pressure: 10 bar

Maximum working temperature: 80°C

Threads: ISO 228 (equivalent to DIN EN ISO 228 and BS EN ISO 228)

Outlets: from 2 to 12, 3/4" Eurokonus

Outlet centre distance: mm.50

ATTENTION: manifolds will be supplied mounted on the brackets;

>>> 927 | Single manifold, with lockshields


SIZE	PRESSURE	CODE	PACKING
1"x3/4"x3	10bar/145psi	9270010003034	1/38
1"x3/4"x4	10bar/145psi	9270010004034	1/14
1"x3/4"x5	10bar/145psi	9270010005034	1/21
1"x3/4"x6	10bar/145psi	9270010006034	1/21
1"x3/4"x7	10bar/145psi	9270010007034	1/19
1"x3/4"x8	10bar/145psi	9270010008034	1/5
1"x3/4"x9	10bar/145psi	9270010009034	1/5
1"x3/4"x10	10bar/145psi	9270010010034	1/5
1"x3/4"x11	10bar/145psi	9270010011034	1/5
1"x3/4"x12	10bar/145psi	9270010012034	1/4
1"x3/4"x13	10bar/145psi	9270010013034	1/4

Distribution manifold in stainless steel AISI 304L.

Available size: 1"

Maximum working pressure: 10 bar


Maximum working temperature: 80°C

Threads: ISO 228 (equivalent to DIN EN ISO 228 and BS EN ISO 228)

Outlets: from 3 to 13, 3/4" Eurokonus

Outlet centre distance: mm.50

>>>

932 | Single manifold, with flow meters

SIZE	PRESSURE	CODE	PACKING
1"x3/4"x3	6bar/87psi	9320010003034	1/38
1"x3/4"x4	6bar/87psi	9320010004034	1/14
1"x3/4"x5	6bar/87psi	9320010005034	1/21
1"x3/4"x6	6bar/87psi	9320010006034	1/21
1"x3/4"x7	6bar/87psi	9320010007034	1/19
1"x3/4"x8	6bar/87psi	9320010008034	1/5
1"x3/4"x9	6bar/87psi	9320010009034	1/5
1"x3/4"x10	6bar/87psi	9320010010034	1/5
1"x3/4"x11	6bar/87psi	9320010011034	1/5
1"x3/4"x12	6bar/87psi	9320010012034	1/4
1"x3/4"x13	6bar/87psi	9320010013034	1/4

Distribution manifold in stainless steel AISI 304L.

Available size: 1"

Maximum working pressure: 6 bar (10 bar for installation test)

Maximum working temperature: 70°C

Threads: ISO 228 (equivalent to DIN EN ISO 228 and BS EN ISO 228)

Outlets: from 3 to 13, 3/4" Eurokonus

Outlet centre distance: mm.50

>>>

937 | Single manifold with shut-off valves preset for electrothermal actuators - with handles

SIZE	PRESSURE	CODE	PACKING
1"x3/4"x3	10bar/145psi	9370010003034	1/21
1"x3/4"x4	10bar/145psi	9370010004034	1/14
1"x3/4"x5	10bar/145psi	9370010005034	1/21
1"x3/4"x6	10bar/145psi	9370010006034	1/10
1"x3/4"x7	10bar/145psi	9370010007034	1/16
1"x3/4"x8	10bar/145psi	9370010008034	1/5
1"x3/4"x9	10bar/145psi	9370010009034	1/5
1"x3/4"x10	10bar/145psi	9370010010034	1/5
1"x3/4"x11	10bar/145psi	9370010011034	1/5
1"x3/4"x12	10bar/145psi	9370010012034	1/4
1"x3/4"x13	10bar/145psi	9370010013034	1/4

Distribution manifold in stainless steel AISI 304L.

Available size: 1"

Maximum working pressure: 10 bar

Maximum working temperature: 80°C

Threads: ISO 228 (equivalent to DIN EN ISO 228 and BS EN ISO 228)

Outlets: from 3 to 13, 3/4" Eurokonus

Outlet centre distance: mm.50

932
937

937

>>> 942 | Single manifold with shut-off valves preset for electrothermal actuators - with caps


SIZE	PRESSURE	CODE	PACKING
1"x3/4"x3	10bar/145psi	9420010003034	1/21
1"x3/4"x4	10bar/145psi	9420010004034	1/14
1"x3/4"x5	10bar/145psi	9420010005034	1/21
1"x3/4"x6	10bar/145psi	9420010006034	1/10
1"x3/4"x7	10bar/145psi	9420010007034	1/17
1"x3/4"x8	10bar/145psi	9420010008034	1/5
1"x3/4"x9	10bar/145psi	9420010009034	1/5
1"x3/4"x10	10bar/145psi	9420010010034	1/5
1"x3/4"x11	10bar/145psi	9420010011034	1/5
1"x3/4"x12	10bar/145psi	9420010012034	1/4
1"x3/4"x13	10bar/145psi	9420010013034	1/4

Distribution manifold in stainless steel AISI 304L.
 Available size: 1"
 Maximum working pressure: 10 bar
 Maximum working temperature: 80°C
 Threads: ISO 228 (equivalent to DIN EN ISO 228 and BS EN ISO 228)
 Outlets: from 3 to 13, 3/4" Eurokonus
 Outlet centre distance: mm.50

>>> 947 | Single manifold, with 3/4" Eurokonus outlets


SIZE	PRESSURE	CODE	PACKING
1"x3/4"x3	10bar/145psi	9470010003034	1/38
1"x3/4"x4	10bar/145psi	9470010004034	1/14
1"x3/4"x5	10bar/145psi	9470010005034	1/21
1"x3/4"x6	10bar/145psi	9470010006034	1/21
1"x3/4"x7	10bar/145psi	9470010007034	1/19
1"x3/4"x8	10bar/145psi	9470010008034	1/5
1"x3/4"x9	10bar/145psi	9470010009034	1/5
1"x3/4"x10	10bar/145psi	9470010010034	1/5
1"x3/4"x11	10bar/145psi	9470010011034	1/5
1"x3/4"x12	10bar/145psi	9470010012034	1/4
1"x3/4"x13	10bar/145psi	9470010013034	1/4

Distribution manifold in stainless steel AISI 304L.
 Available size: 1"
 Maximum working pressure: 10 bar
 Maximum working temperature: 80°C
 Threads: ISO 228 (equivalent to DIN EN ISO 228 and BS EN ISO 228)
 Outlets: from 3 to 13, 3/4" Eurokonus
 Outlet centre distance: mm.50

>>>

498 | Metal box for manifoldsNEW
2015

SIZE LxHxP	CODE	PACKING
500x600x(80-130)	498500600	1/1
600x600x(80-130)	498600600	1/1
700x600x(80-130)	498700600	1/1
800x600x(80-130)	498800600	1/1
1000x600x(80-130)	4981000600	1/1
1100x600x(80-130)	4981100600	1/1

Complete with basement and support for floor installation.
Equipped with plaster protection.

Enclosure, telescopic door frame and door in zincplated steel.
The telescopic door frame and the door are painted.
Adjustable depth: from mm. 80 to mm. 130.
Minimum depth for Itap manifolds installation: mm. 90.
Adjustable height: from mm. 700 to mm. 800.

>>>

498ST | Mounting brackets in steel for metal boxes art. 498

Centres distance mm. 200.
Offset mm. 12.

SIZE	CODE	PACKING
3/4"	498ST034K	1/40
1"	498ST100K	1/40
1"1/4	498ST114K	1/40



Centres distance mm. 200.
Offset mm. 30.

SIZE	CODE	PACKING
1"	498ST100KM	1/40
1"1/4	498ST114KM	1/40



Centres distance mm. 211.
Offset mm. 30.

SIZE	CODE	PACKING
1"	498ST100KMB	1/40

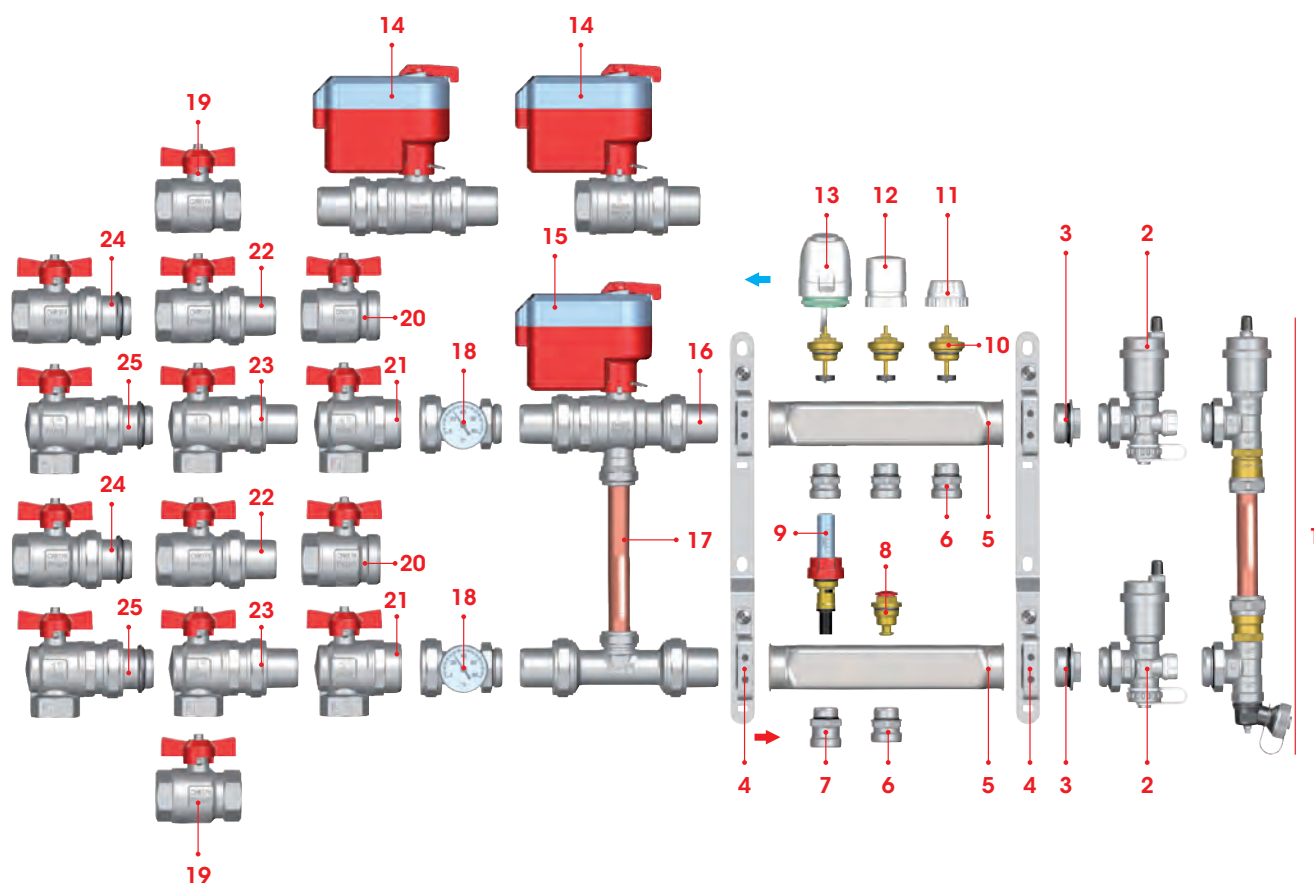
NEW
2015

The set includes a pair of brackets with screws and fixings.

For installation in box art. 498:

- 498STK: standard version. Offset: 12 mm. Suitable for outlets pipe up to 20mm.
- 498STKM: deeper version. Offset: 30 mm. Suitable for outlets pipe up to 25mm.
- 498STKMB: deeper version. Offset: 30 mm. Suitable for outlets pipe up to 25mm.

ACCESSORIES CHART ART. 862 MANIFOLDS IN METAL BOXES



POS	ART	DESCRIPTION	CHP	PG.
1	860BY	Off-centre by-pass kit	5	110
2	489AR	Adjustable end piece with drain valve and automatic air vent valve	5	112
3	494	Male end cap	5	118
4	498ST	Mountin brackets in steel for metal boxes	5	90
5	862	Stainless steel manifold	5	79
6	518	Male/male adapter 1"	5	111
7	471	Adapter for flow meters - 1"	5	111
8	Vitonde	Lockshield	-	-
9	471FL	Flow meter	5	111
10	Vitonvat	Convertible control spindle	-	-
11	894CP	Protection cap	-	-
12	894VM	Handle	-	-
13	891M	Electrothermal actuator	5	110
14	990 - 991 989	Electric actuator for zone ball valves - Electric actuator for 2-way zone ball valves	5	69
15	990 - 991	Electric actuator for zone ball valves	5	69
16	984	3-way zone ball valve	5	70
17	988	By-pass kit for zone valves	5	71
18	492BC	Thermometer union complete with themometer	5	117
19	092	Ball valve, T handle	2	19
20	098SDC	Ball valve for manifolds without union	2	20
21	298SDC	Angle ball valve for manifolds without union	2	21
22	098	Ball valve for manifolds	2	20
23	298	Angle ball valve for manifolds	2	21
24	098S	Ball valve for manifolds with o-ring on the union	2	20
25	298S	Angle ball valve for manifolds with o-ring on the union	2	21

Distribution manifold made out of profiled brass bars with female outlets, suitable for fittings for copper, PEX, polybutylene or multilayer piping. Maximum working temperature: 110°C. Threads: ISO228 (equivalent to DIN EN ISO 228 and BS EN ISO 228). Size of the outlets: 1/2" F.

>>>

850/38 | Distribution manifold made out of brass bar

Centres distance mm.38.



SIZE	PRESSURE	CODE	PACKING
3/4" x 2	10bar/145psi	85000340238	6/90
3/4" x 3	10bar/145psi	85000340338	6/60
3/4" x 4	10bar/145psi	85000340438	6/42
3/4" x 5	10bar/145psi	85000340538	6/36
3/4" x 6	10bar/145psi	85000340638	6/30
3/4" x 7	10bar/145psi	85000340738	3/27
3/4" x 8	10bar/145psi	85000340838	3/21
3/4" x 9	10bar/145psi	85000340938	3/21
3/4" x 10	10bar/145psi	85000341038	3/21

SIZE	PRESSURE	CODE	PACKING
1" x 2	10bar/145psi	85001000238	6/60
1" x 3	10bar/145psi	85001000338	6/48
1" x 4	10bar/145psi	85001000438	6/30
1" x 5	10bar/145psi	85001000538	6/30
1" x 6	10bar/145psi	85001000638	6/30
1" x 7	10bar/145psi	85001000738	6/24
1" x 8	10bar/145psi	85001000838	3/15
1" x 9	10bar/145psi	85001000938	3/15
1" x 10	10bar/145psi	85001001038	3/15
1" x 11	10bar/145psi	85001001138	3/15
1" x 12	10bar/145psi	85001001238	3/15

>>>

850/50 | Distribution manifold made out of brass bar

Centres distance mm. 50.



SIZE	PRESSURE	CODE	PACKING
1" x 2	10bar/145psi	85001000250	6/60
1" x 3	10bar/145psi	85001000350	6/30
1" x 4	10bar/145psi	85001000450	6/30
1" x 5	10bar/145psi	85001000550	6/30
1" x 6	10bar/145psi	85001000650	6/24
1" x 7	10bar/145psi	85001000750	3/15
1" x 8	10bar/145psi	85001000850	3/15
1" x 9	10bar/145psi	85001000950	3/15
1" x 10	10bar/145psi	85001001050	3/15
1" x 11	10bar/145psi	85001001150	3/12
1" x 12	10bar/145psi	85001001250	3/12

SIZE	PRESSURE	CODE	PACKING
3/4" x 2	10bar/145psi	85000340250	6/78
3/4" x 3	10bar/145psi	85000340350	6/42
3/4" x 4	10bar/145psi	85000340450	6/36
3/4" x 5	10bar/145psi	85000340550	6/30
3/4" x 6	10bar/145psi	85000340650	6/24
3/4" x 7	10bar/145psi	85000340750	3/21
3/4" x 8	10bar/145psi	85000340850	3/18
3/4" x 9	10bar/145psi	85000340950	3/18
3/4" x 10	10bar/145psi	85000341050	3/15


SIZE	PRESSURE	CODE	PACKING
1"1/4 x 2	10bar/145psi	85001140250	6/48
1"1/4 x 3	10bar/145psi	85001140350	6/24
1"1/4 x 4	10bar/145psi	85001140450	6/24
1"1/4 x 5	10bar/145psi	85001140550	6/18
1"1/4 x 6	10bar/145psi	85001140650	6/18
1"1/4 x 7	10bar/145psi	85001140750	3/12
1"1/4 x 8	10bar/145psi	85001140850	3/12
1"1/4 x 9	10bar/145psi	85001140950	3/9
1"1/4 x 10	10bar/145psi	85001141050	3/9
1"1/4 x 11	10bar/145psi	85001141150	3/9
1"1/4 x 12	10bar/145psi	85001141250	3/9

Distribution manifold made out of profiled brass bars with female outlets, suitable for fittings for copper, PEX, polybutylene or multilayer piping. Maximum working temperature: 110°C. Threads: ISO228 (equivalent to DIN EN ISO 228 and BS EN ISO 228). Size of the outlets: 1/2" F.

>>> **860** | Distribution manifold made out of brass bar, bilateral outlets



Centres distance mm. 50.
Bilateral outlets.



SIZE	PRESSURE	CODE	PACKING
1" x 2	10bar/145psi	86001000250	6/60
1" x 3	10bar/145psi	86001000350	6/30
1" x 4	10bar/145psi	86001000450	6/30
1" x 5	10bar/145psi	86001000550	6/30
1" x 6	10bar/145psi	86001000650	6/24
1" x 7	10bar/145psi	86001000750	3/15
1" x 8	10bar/145psi	86001000850	3/15
1" x 9	10bar/145psi	86001000950	3/15
1" x 10	10bar/145psi	86001001050	3/15
1" x 11	10bar/145psi	86001001150	3/15
1" x 12	10bar/145psi	86001001250	3/12

SIZE	PRESSURE	CODE	PACKING
1"1/4 x 2	10bar/145psi	86001140250	6/48
1"1/4 x 3	10bar/145psi	86001140350	6/30
1"1/4 x 4	10bar/145psi	86001140450	6/30
1"1/4 x 5	10bar/145psi	86001140550	6/18
1"1/4 x 6	10bar/145psi	86001140650	6/18
1"1/4 x 7	10bar/145psi	86001140750	3/12
1"1/4 x 8	10bar/145psi	86001140850	3/12
1"1/4 x 9	10bar/145psi	86001140950	3/12
1"1/4 x 10	10bar/145psi	86001141050	3/9
1"1/4 x 11	10bar/145psi	86001141150	3/9
1"1/4 x 12	10bar/145psi	86001141250	3/9

>>>

499 | Universal plastic box for manifolds

SIZE	CODE	PACKING
350x350x90	499350350	1/0
500x350x90	499500350	1/0
650x350x90	499650350	1/0
800x400x95	499800400	1/0

ITAP plastic box with the kit art. 499CS and 499CC is suitable for the use with manifolds of any manufacturer. The cover is equipped with ventilation holes. Supplied with a removable shield to protect the manifolds from the plastering holes.

Available sizes:

mm.350xmm.350,


mm.500xmm.350,

mm.650xmm.350

mm.800xmm.400.

Usable depth: mm.90, mm.95.

>>>

499CS | Set to fix simple manifolds to the plastic box

SIZE	CODE	PACKING
-	499CS	1/50

Consisting of: 2 long brackets, 2 short brackets, 4 plastic strips.
Suitable for simple forged or cast manifolds.

>>>

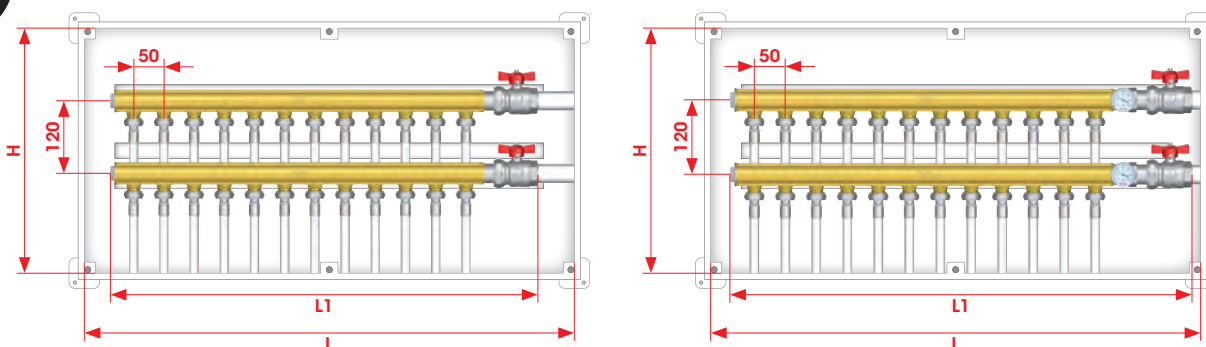
499CC | Set to fix dual manifolds to the plastic box

SIZE	CODE	PACKING
-	499CC	1/50

Consisting of: 2 brackets for dual manifolds, 2 plastic strips.
Suitable for dual manifolds.

TEC

POSITIONING THE MANIFOLD ART. 850 INTO PLASTIC BOXES



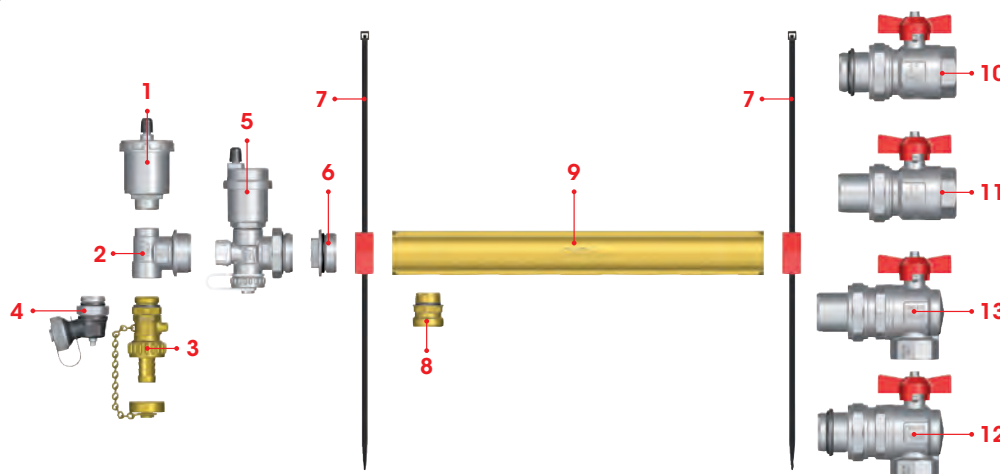
CODE	499.350.350	499.500.350	499.650.350	499.800.400
LxH (mm)	350x350	500x350	650x350	800x400
N° outlets	5	8	10	
MANIFOLD	3/4"			
L1	330	480	580	

CODE	499.350.350	499.500.350	499.650.350	499.800.400
LxH (mm)	350x350	500x350	650x350	800x400
N° outlets	4	7	10	12
MANIFOLD	1"			
L1	335	485	635	735

CODE	499.350.350	499.500.350	499.650.350	499.800.400
LxH (mm)	350x350	500x350	650x350	800x400
N° outlets	3	6	9	12
MANIFOLD	1"1/4			
L1	300	450	600	750

TEC

ACCESSORIES CHART ART. 850 FOR PLASTIC BOX



POS	ART	DESCRIPTION	CHP	PG.
1	362/362R	Automatic air vent valve	5	121
2	490	Male 3-way end fitting for manifold	5	116
3	139	Drain ball valve with brass hose connection	2	34
4	489SO	Adjustable drain cock	5	113
5	489AR	Adjustable end piece with drain valve and automatic air vent valve	5	112
6	494	Male end cap with o-ring	5	118
7	499CS	Set to fix simple manifolds to box	5	94
8	518	Male/male adapter	5	111
9	850	Distribution manifold made out of brass bar	2	92
10	098S	Ball valve for manifolds with o-ring on the union	2	20
11	098	Ball valve for manifolds	2	20
12	298S	Angle ball valve for manifolds with o-ring on the union	2	21
13	298	Angle ball valve for manifolds	2	21

**498** | Metal box for manifolds
**NEW
2015**

SIZE LxHxP	CODE	PACKING
500x600x(80-130)	498500600	1/1
600x600x(80-130)	498600600	1/1
700x600x(80-130)	498700600	1/1
800x600x(80-130)	498800600	1/1
1000x600x(80-130)	4981000600	1/1
1100x600x(80-130)	4981100600	1/1

Complete with basement and support for floor installation.
Equipped with plaster protection.

Enclosure, telescopic door frame and door in zincplated steel.
The telescopic door frame and the door are painted.
Adjustable depth: from mm. 80 to mm. 130.
Minimum depth for Itap manifolds installation: mm. 90.
Adjustable height: from mm. 700 to mm. 800.

**498ST** | Mounting brackets in steel for metal boxes art. 498

Centres distance mm. 200.
Offset mm. 12.

SIZE	CODE	PACKING
3/4"	498ST034K	1/40
1"	498ST100K	1/40
1"1/4	498ST114K	1/40



Centres distance mm. 200.
Offset mm. 30.

SIZE	CODE	PACKING
1"	498ST100KM	1/40
1"1/4	498ST114KM	1/40



Centres distance mm. 211.
Offset mm. 30.

SIZE	CODE	PACKING
1"	498ST100KMB	1/40

**NEW
2015**

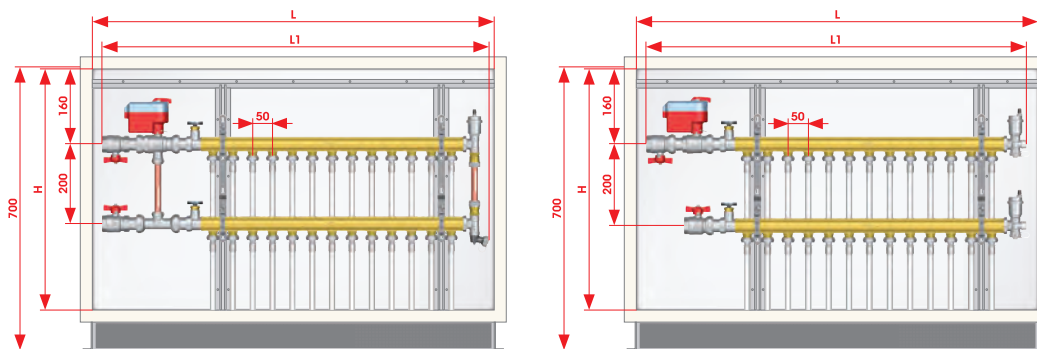
The set includes a pair of brackets with screws and fixings.

For installation in box art. 498:

- 498STK: standard version. Offset: 12 mm. Suitable for outlets pipe up to 20mm.
- 498STKM: deeper version. Offset: 30 mm. Suitable for outlets pipe up to 25mm.
- 498STKMB: deeper version. Offset: 30 mm. Suitable for outlets pipe up to 25mm.

TEC

POSITIONING THE MANIFOLD ART. 850 INTO PLASTIC BOXES

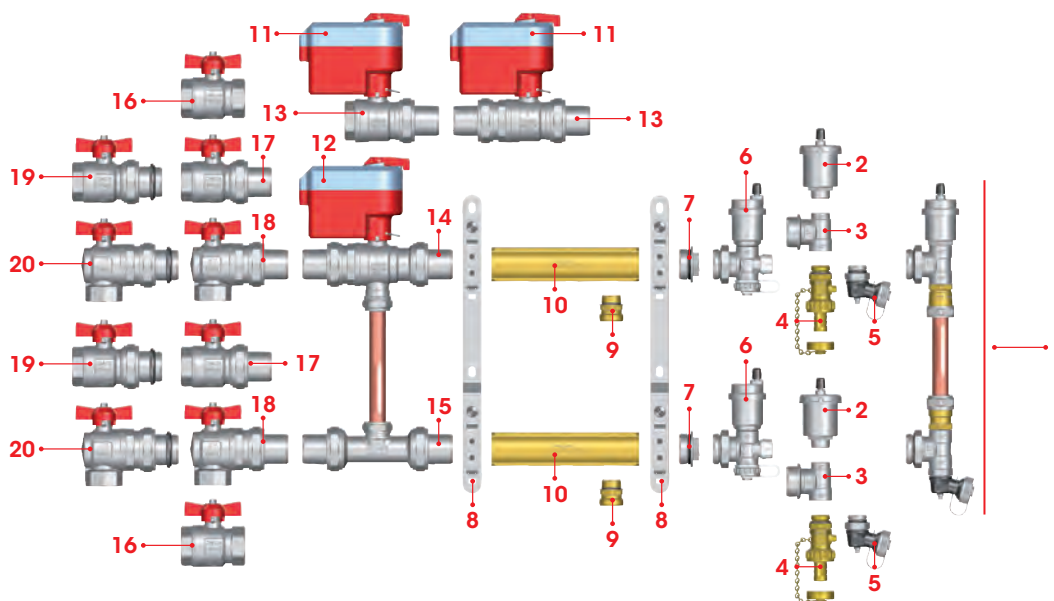


CODE	498.500.600	498.600.600	498.700.600	498.800.600
LxH (mm)	500x600	600x600	700x600	800x600
N° outlets	3-4	5-6	7-8	9-10
MANIFOLD	3/4"			
L1	435	535	635	735

CODE	498.600.600	498.700.600	498.800.600	498.1000.600	498.1100.600
LxH (mm)	600x600	700x600	800x600	1000x600	1100x600
N° outlets	3-4	5-6	7-8	9-10	11-12-13
MANIFOLD	1" - 1 1/4"				
L1	530	630	730	830	980


TEC

ACCESSORIES CHART ART. 850 FOR PLASTIC BOX



POS	ART	DESCRIPTION	CHP	PG.
1	860BY	Off-centre by-pass kit	5	110
2	362-362R	Automatic air vent valve	5	121
3	490	Male 3-way end fitting for manifolds	5	116
4	139	Drain ball valve with brass hose connection	2	34
5	489SO	Adjustable drain cock	5	113
6	489AR	Adjustable end piece with drain valve and automatic air vent valve	5	112
7	494	Male end cap with o-ring	5	118
8	498ST	Mounting brackets in steel for metal boxes	5	96
9	518	Male/male adapter	5	111
10	850	Distribution manifold in brass bar	5	92
11	990 - 991 989	Electric actuator for zone ball valves Electric actuator for 2-way zone ball valves	5	69
12	990 - 991	Electric actuator for zone ball valves	5	69
13	980 - 981	2-way zone ball valve - 2-way zone ball valve M/M	5	70
14	984	3-way zone ball valve	5	70
15	988	By-pass kit for zone ball valves	5	71
16	092	Ball valve T handle	2	19
17	098	Ball valve for manifolds	2	20
18	298	Angle ball valve for manifolds	2	21
19	098S	Ball valve for manifolds with o-ring on the union	2	20
20	298S	Angle ball valve for manifolds with o-ring on the union	2	21

>>>

905C | Complete pre-assembled manifold, with flow meters

SIZE	PRESSURE	CODE	PACKING
1"x3/4"x3	6bar/87psi	9050010003034C	1/1
1"x3/4"x4	6bar/87psi	9050010004034C	1/1
1"x3/4"x5	6bar/87psi	9050010005034C	1/1
1"x3/4"x6	6bar/87psi	9050010006034C	1/1
1"x3/4"x7	6bar/87psi	9050010007034C	1/1
1"x3/4"x8	6bar/87psi	9050010008034C	1/1
1"x3/4"x9	6bar/87psi	9050010009034C	1/1
1"x3/4"x10	6bar/87psi	9050010010034C	1/1
1"x3/4"x11	6bar/87psi	9050010011034C	1/1
1"x3/4"x12	6bar/87psi	9050010012034C	1/1
1"x3/4"x13	6bar/87psi	9050010013034C	1/1

Consisting of: - 1 return manifold in brass with shut-off valves preset for electrothermal actuators. -1 flow manifold in brass with flow meters. - 2 complete metal brackets. - 2 shut-off ball valves. - 2 unions with thermometers. - 2 end pieces with air vent valve and drain cock.

Available sizes: 1".

Maximum working pressure: 6 bar (10 bar for installation test)

Maximum working temperature: 70°C

Threads: ISO 228 (equivalent to DIN EN ISO 228 and BS EN ISO 228)

Outlets: from 3 to 13, 3/4" Eurokonus

Outlet centre distance: mm.50

Available on demand with deeper mounting brackets art. 498ST (pg.103) without extra charge.


Available on demand with 1/2" outlets.

Available on demand with 1" 1/4 side inlets.

In case of use of electric actuators Art. 891M, it is suggested to use the off-centre by-pass kit Art. 860BY.

ATTENTION: manifolds will be supplied mounted on the brackets; accessories will be supplied separately, inside the same box.

>>>

910C | Complete pre-assembled manifold, with lockshields

SIZE	PRESSURE	CODE	PACKING
1"x3/4"x3	10bar/145psi	9100010003034C	1/1
1"x3/4"x4	10bar/145psi	9100010004034C	1/1
1"x3/4"x5	10bar/145psi	9100010005034C	1/1
1"x3/4"x6	10bar/145psi	9100010006034C	1/1
1"x3/4"x7	10bar/145psi	9100010007034C	1/1
1"x3/4"x8	10bar/145psi	9100010008034C	1/1
1"x3/4"x9	10bar/145psi	9100010009034C	1/1
1"x3/4"x10	10bar/145psi	9100010010034C	1/1
1"x3/4"x11	10bar/145psi	9100010011034C	1/1
1"x3/4"x12	10bar/145psi	9100010012034C	1/1
1"x3/4"x13	10bar/145psi	9100010013034C	1/1

Consisting of: - 1 return manifold in brass with shut-off valves preset for electrothermal actuators. -1 flow manifold in brass with lockshields. -2 complete metal brackets. -2 shut-off ball valves. -2 unions with thermometer. -2 end pieces with air-vent valve and drain cock.

Available sizes: 1".

Maximum working pressure: 10 bar

Maximum working temperature: 80°C

Threads: ISO 228 (equivalent to DIN EN ISO 228 and BS EN ISO 228)

Outlets: from 3 to 13, 3/4" Eurokonus

Outlet centre distance: mm.50

Available on demand with deeper mounting brackets art. 498ST (pg.103) without extra charge.

Available on demand with 1/2" outlets.

Available on demand with 1" 1/4 side inlets.

In case of use of electric actuators Art. 891M, it is suggested to use the off-centre by-pass kit Art. 860BY.

ATTENTION: manifolds will be supplied mounted on the brackets; accessories will be supplied separately, inside the same box.

>>> 915C | Pre-assembled manifold with flow meters


SIZE	PRESSURE	CODE	PACKING
1"x3/4"x3	6bar/87psi	9150010003034C	1/1
1"x3/4"x4	6bar/87psi	9150010004034C	1/1
1"x3/4"x5	6bar/87psi	9150010005034C	1/1
1"x3/4"x6	6bar/87psi	9150010006034C	1/1
1"x3/4"x7	6bar/87psi	9150010007034C	1/1
1"x3/4"x8	6bar/87psi	9150010008034C	1/1
1"x3/4"x9	6bar/87psi	9150010009034C	1/1
1"x3/4"x10	6bar/87psi	9150010010034C	1/1
1"x3/4"x11	6bar/87psi	9150010011034C	1/1
1"x3/4"x12	6bar/87psi	9150010012034C	1/1
1"x3/4"x13	6bar/87psi	9150010013034C	1/1

Consisting of: - 1 return manifold in brass with shut-off valves preset for electrothermal actuators. -1 flow manifold in brass with flow meters. - 2 complete metal brackets.

Available sizes: 1".

Maximum working pressure: 6 bar (10 bar for installation test)

Maximum working temperature: 70°C

Threads: ISO 228 (equivalent to DIN EN ISO 228 and BS EN ISO 228)

Outlets: from 3 to 13, 3/4" Eurokonus

Outlet centre distance: mm.50


Available on demand with deeper mounting brackets art. 498ST (pg.103) without extra charge.

Available on demand with 1/2" outlets.

Available on demand with 1" 1/4 side inlets.

In case of use of electric actuators Art. 891M, it is suggested to use the off-centre by-pass kit Art. 860BY.

ATTENTION: manifolds will be supplied mounted on the brackets.

>>> 916C | Pre-assembled manifold with flow meters, air vent valves and drain cocks


SIZE	PRESSURE	CODE	PACKING
1"x3/4"x3	6bar/87psi	9160010003034C	1/1
1"x3/4"x4	6bar/87psi	9160010004034C	1/1
1"x3/4"x5	6bar/87psi	9160010005034C	1/1
1"x3/4"x6	6bar/87psi	9160010006034C	1/1
1"x3/4"x7	6bar/87psi	9160010007034C	1/1
1"x3/4"x8	6bar/87psi	9160010008034C	1/1
1"x3/4"x9	6bar/87psi	9160010009034C	1/1
1"x3/4"x10	6bar/87psi	9160010010034C	1/1
1"x3/4"x11	6bar/87psi	9160010011034C	1/1
1"x3/4"x12	6bar/87psi	9160010012034C	1/1
1"x3/4"x13	6bar/87psi	9160010013034C	1/1

Consisting of: - 1 return manifold in brass with shut-off valves preset for electrothermal actuators - 1 flow manifold in brass with flow meters - 2 adjustable end pieces with drain valve and manual air vent valve - 2 complete metal brackets.

Available sizes: 1".

Maximum working pressure: 6 bar (10 bar for installation test)

Maximum working temperature: 70°C

Threads: ISO 228 (equivalent to DIN EN ISO 228 and BS EN ISO 228)

Outlets: from 3 to 13, 3/4" Eurokonus

Outlet centre distance: mm.50

Available on demand with deeper mounting brackets art. 498ST (pg.103) without extra charge.


Available on demand with 1/2" outlets.

Available on demand with 1" 1/4 side inlets.

In case of use of electric actuators Art. 891M, it is suggested to use the off-centre by-pass kit Art. 860BY.

ATTENTION: manifolds will be supplied mounted on the brackets; accessories will be supplied separately, inside the same box.

>>>

920C | Pre-assembled manifold with lockshields

SIZE	PRESSURE	CODE	PACKING
1"x3/4"x3	10bar/145psi	9200010003034C	1/1
1"x3/4"x4	10bar/145psi	9200010004034C	1/1
1"x3/4"x5	10bar/145psi	9200010005034C	1/1
1"x3/4"x6	10bar/145psi	9200010006034C	1/1
1"x3/4"x7	10bar/145psi	9200010007034C	1/1
1"x3/4"x8	10bar/145psi	9200010008034C	1/1
1"x3/4"x9	10bar/145psi	9200010009034C	1/1
1"x3/4"x10	10bar/145psi	9200010010034C	1/1
1"x3/4"x11	10bar/145psi	9200010011034C	1/1
1"x3/4"x12	10bar/145psi	9200010012034C	1/1
1"x3/4"x13	10bar/145psi	9200010013034C	1/1

Consisting of: - 1 return manifold in brass with shut-off valves preset for electrothermal actuators. -1 flow manifold in brass with lockshields. -2 complete metal brackets.

Available sizes: 1".

Maximum working pressure: 10 bar

Maximum working temperature: 80°C

Threads: ISO 228 (equivalent to DIN EN ISO 228 and BS EN ISO 228)

Outlets: from 3 to 13, 3/4" Eurokonus

Outlet centre distance: mm.50

Available on demand with deeper mounting brackets art. 498ST (pg.103) without extra charge.

Available on demand with 1/2" outlets.

Available on demand with 1"1/4 side inlets.

In case of use of electric actuators Art. 891M, it is suggested to use the off-centre by-pass kit Art. 860BY.

ATTENTION: manifolds will be supplied mounted on the brackets.

>>>

925 | Single manifold with lockshields

SIZE	PRESSURE	CODE	PACKING
1"x3/4"x3	10bar/145psi	9250010003034	1/21
1"x3/4"x4	10bar/145psi	9250010004034	1/21
1"x3/4"x5	10bar/145psi	9250010005034	1/14
1"x3/4"x6	10bar/145psi	9250010006034	1/10
1"x3/4"x7	10bar/145psi	9250010007034	1/10
1"x3/4"x8	10bar/145psi	9250010008034	1/5
1"x3/4"x9	10bar/145psi	9250010009034	1/5
1"x3/4"x10	10bar/145psi	9250010010034	1/5
1"x3/4"x11	10bar/145psi	9250010011034	1/5
1"x3/4"x12	10bar/145psi	9250010012034	1/5
1"x3/4"x13	10bar/145psi	9250010013034	1/4

Available sizes: 1".

Maximum working pressure: 10 bar

Maximum working temperature: 80°C

Threads: ISO 228 (equivalent to DIN EN ISO 228 and BS EN ISO 228)

Outlets: from 3 to 13, 3/4" Eurokonus

Outlet centre distance: mm.50

Available on demand with 1/2" outlets.

Available on demand with 1"1/4 side inlets.

920C
925

925

>>>

940 | Single manifold with shut-off valves preset for electrothermal actuators - with caps



SIZE	PRESSURE	CODE	PACKING
1"x3/4"x3	10bar/145psi	9400010003034	1/21
1"x3/4"x4	10bar/145psi	9400010004034	1/21
1"x3/4"x5	10bar/145psi	9400010005034	1/10
1"x3/4"x6	10bar/145psi	9400010006034	1/10
1"x3/4"x7	10bar/145psi	9400010007034	1/10
1"x3/4"x8	10bar/145psi	9400010008034	1/5
1"x3/4"x9	10bar/145psi	9400010009034	1/5
1"x3/4"x10	10bar/145psi	9400010010034	1/5
1"x3/4"x11	10bar/145psi	9400010011034	1/5
1"x3/4"x12	10bar/145psi	9400010012034	1/5
1"x3/4"x13	10bar/145psi	9400010013034	1/4

Available sizes: 1"
 Maximum working pressure: 10 bar
 Maximum working temperature: 80°C
 Threads: ISO 228 (equivalent to DIN EN ISO 228 and BS EN ISO 228)
 Outlets: from 3 to 13, 3/4" Eurokonus
 Outlet centre distance: mm.50
 Available on demand with 1/2" outlets.
 Available on demand with 1" 1/4 side inlets.

>>>

945 | Single manifold, with 3/4" Eurokonus outlets



SIZE	PRESSURE	CODE	PACKING
1"x3/4"x3	10bar/145psi	9450010003034	1/21
1"x3/4"x4	10bar/145psi	9450010004034	1/21
1"x3/4"x5	10bar/145psi	9450010005034	1/14
1"x3/4"x6	10bar/145psi	9450010006034	1/10
1"x3/4"x7	10bar/145psi	9450010007034	1/10
1"x3/4"x8	10bar/145psi	9450010008034	1/5
1"x3/4"x9	10bar/145psi	9450010009034	1/5
1"x3/4"x10	10bar/145psi	9450010010034	1/5
1"x3/4"x11	10bar/145psi	9450010011034	1/5
1"x3/4"x12	10bar/145psi	9450010012034	1/5
1"x3/4"x13	10bar/145psi	9450010013034	1/4

Available sizes: 1"
 Maximum working pressure: 10 bar
 Maximum working temperature: 80°C
 Threads: ISO 228 (equivalent to DIN EN ISO 228 and BS EN ISO 228)
 Outlets: from 3 to 13, 3/4" Eurokonus
 Outlet centre distance: mm.50
 Available on demand with 1" 1/4 side inlets.



940
945

>>> 498 | Metal box for manifolds



**NEW
2015**

SIZE LxHxP	CODE	PACKING
500x600x(80-130)	498500600	1/1
600x600x(80-130)	498600600	1/1
700x600x(80-130)	498700600	1/1
800x600x(80-130)	498800600	1/1
1000x600x(80-130)	4981000600	1/1
1100x600x(80-130)	4981100600	1/1

Complete with basement and support for floor installation.
Equipped with plaster protection.

Enclosure, telescopic door frame and door in zincplated steel.
The telescopic door frame and the door are painted.
Adjustable depth: from mm. 80 to mm. 130.
Minimum depth for Itap manifolds installation: mm. 90.
Adjustable height: from mm. 700 to mm. 800.

>>> 498ST | Mounting brackets in steel for metal boxes art. 498



Centres distance mm. 200.
Offset mm. 12.

SIZE	CODE	PACKING
3/4"	498ST034K	1/40
1"	498ST100K	1/40
1"1/4	498ST114K	1/40



Centres distance mm. 200.
Offset mm. 30.

SIZE	CODE	PACKING
1"	498ST100KM	1/40
1"1/4	498ST114KM	1/40



Centres distance mm. 211.
Offset mm. 30.

SIZE	CODE	PACKING
1"	498ST100KMB	1/40

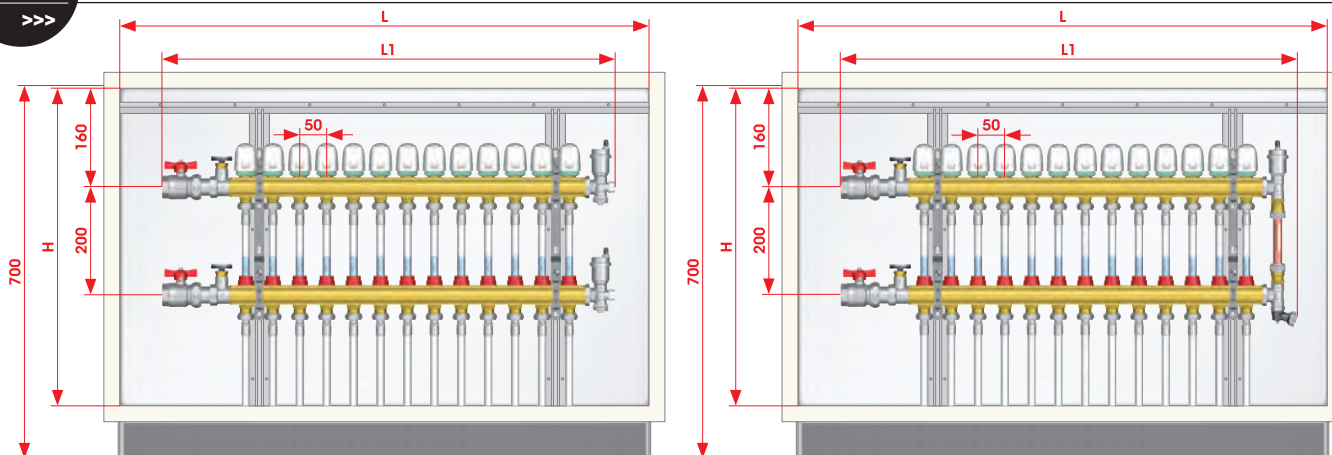
**NEW
2015**

The set includes a pair of brackets with screws and fixings.
For installation in box art. 498:

- 498STK: standard version. Offset: 12 mm. Suitable for outlets pipe up to 20mm.
- 498STKM: deeper version. Offset: 30 mm. Suitable for outlets pipe up to 25mm.
- 498STKMB: deeper version. Offset: 30 mm. Suitable for outlets pipe up to 25mm.

TEC

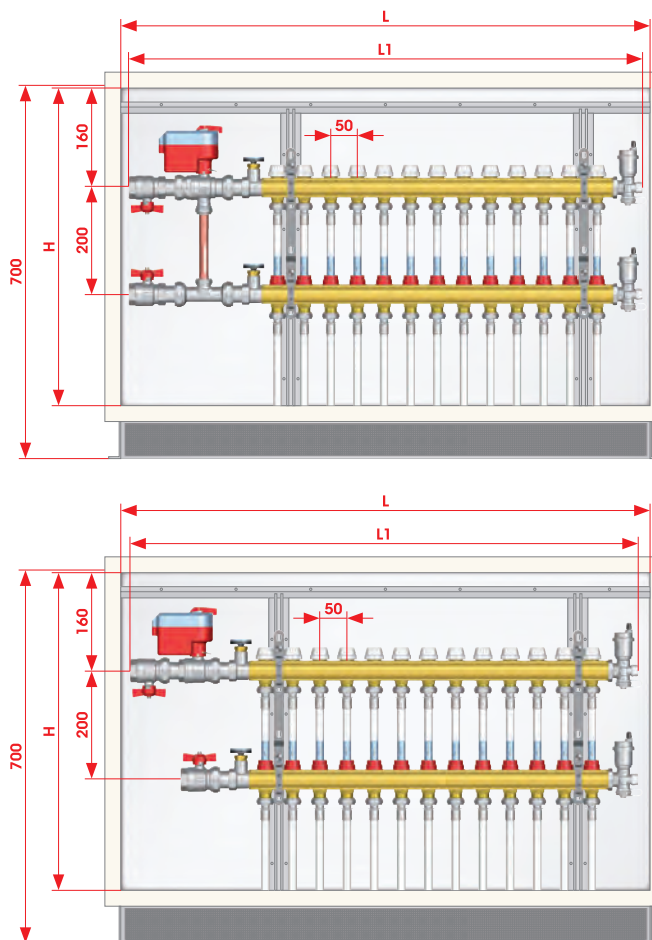
POSITIONING THE MANIFOLD ART. 860 INTO METAL BOXES



CODE	498.500.600	498.600.600	498.700.600	498.800.600	498.1000.600
LxH (mm)	500x600	600x600	700x600	800x600	1000x600
N° outlets	3-4	5-6	7-8	9-10	11-12-13
MANIFOLD	1" - 1"1/4				
L1	415	515	615	715	815

TEC

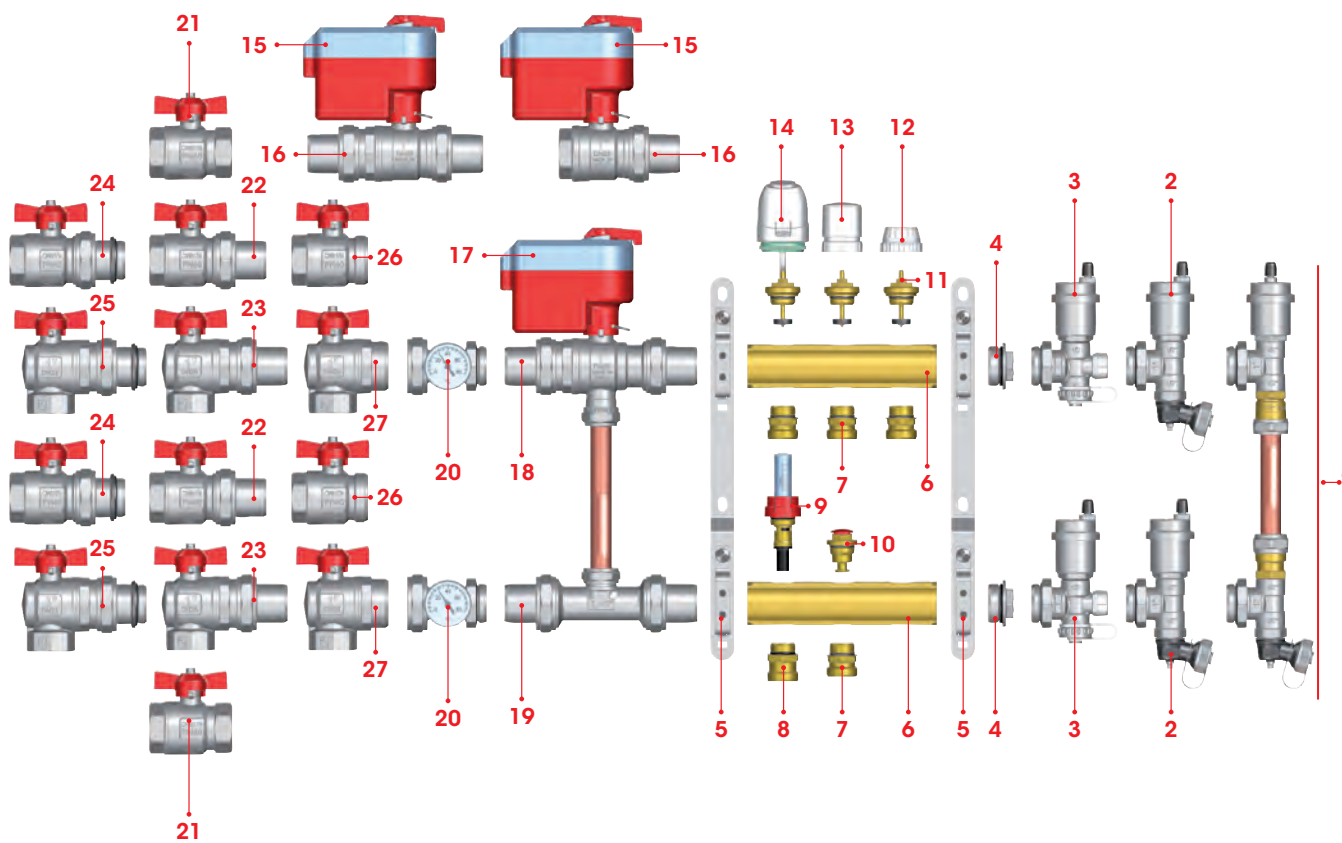
POSITIONING THE MANIFOLD ART. 860 WITH ZONE BALL VALVES INTO METAL BOXES



CODE	498.600.600	498.700.600	498.800.600	498.1000.600	498.1100.600
LxH (mm)	600x600	700x600	800x600	1000x600	1100x600
N° outlets	3-4	5-6	7-8	9-10	11-12-13
MANIFOLD	1" - 1"1/4				
L1	530	630	730	830	980

TEC

ACCESSORIES CHART ART. 860 FOR METAL BOX



POS	ART	DESCRIPTION	CHP	PG.
1	860BY	Off-centre by-pass kit	5	110
2	489A	Adjustable end piece with drain valve and automatic air vent valve	5	113
3	489AR	Adjustable end piece with drain valve and automatic air vent valve	5	112
4	494	Male end cap	5	118
5	498ST	Mounting brackets in steel for metal boxes	5	103
6	860	Brass bar manifold	5	93
7	518	Male/male adapter 1"	5	111
8	471	Adapter for flow meters - 1" manifold	5	111
9	471FL	Flow meter	5	111
10	Vitonde	Lockshield	-	-
11	Vitonvat	Convertible control spindle	-	-
12	894CP	Protection cap	-	-
13	894VM	Handle	-	-
14	891M	Electrothermal actuator	5	110
15	990 - 991 989	Electric actuator for zone ball valves Electric actuator for 2-way zone ball valves	5	69
16	980-981	2-way zone ball valve - 2-way zone ball valve M/M	5	69
17	990 - 991	Electric actuators for zone ball valves	5	70
18	984	3-way zone ball valve	5	70
19	988	By-pass kit for zone ball valves	5	71
20	492BC	Thermometer union complete with thermometer	5	117
21	092	Ball valve F/F	2	19
22	098	Ball valve for manifolds	2	20
23	298	Angle ball valve for manifolds	2	21
24	098S	Ball valve for manifolds with o-ring on the union	2	20
25	298S	Angle ball valve for manifolds with o-ring on the union	2	21
26	098SDC	Ball valve for manifolds without union	2	20
27	298SDC	Angle ball valve for manifolds without union	2	21

REGULATING UNIT


SET POINT
REGULATING UNITNEW
2015

The set point regulating unit is used for underfloor heating systems and installed directly on the manifold in the box, thanks to its small overall dimensions.

The minimum depth of the metal box (Item 498) required for the installation of the regulation unit is 90 mm. The regulation consists of lowering and keeping constant the temperature of the medium fluid using a 3-way mixing valve equipped with an adjustable thermostatic head with a built-in sensor. A circulation pump (supplied on request) allows the fluid to circulate through the pipes, while a safety thermostat limits the maximum flow temperature to 55°. The regulating unit is assembled on the manifold using swivelling nuts. This makes it easy to remove for maintenance or other requirements.

>>>

949 | Set point regulating unit



Correct installation inside the metal box requires the use of 498STK mounting brackets with a centre distance of 200 mm and an offset of 13 mm (page 108-109).

SIZE	PRESSURE	CODE	PACKING
1"	6bar/87psi	9490100200CPF	1/1
1"	6bar/87psi	9490100200SPF	1/1

Supplied with low energy consumption pump (9490100200CPF) or without low energy consumption pump (9490100200SPF).

Consisting of:

- 3-way mixing valve
- Thermostatic head with built-in sensor
- Safety thermostat (factory set at 55°C)
- Thermometer (scale 0°-80°C) fitted to the flow and return pipes
- Low energy consumption pump (on demand)

Technical specifications:

- Medium fluid: water, glycolate solutions max. 30%
- Temperature setting: 20°C - 55°C
- Maximum working pressure: 6 bar
- Body: nickel-plated brass
- Available size: 1"
- ISO 228 threads (equivalent to DIN EN ISO 228 and BS EN ISO 228)

>>> 949CEF | Wiring case for pump connection


CODE	PACKING
949CEF	1/13

Including for all the connections required for the correct operation of art. 949 regulating unit:

- boiler enablement (NO)
 - room thermostat (RT)
 - safety thermostat (ST)
 - circulator power supply (PUMP).
- It has to be supplied at 230V

>>> 949BY | Primary circuit by-pass kit


SIZE	PRESSURE	CODE	PACKING
1"	6bar/87psi	949BY100	1/18


To be installed before art. 949 regulating unit.
It allows the flow circulation in the primary circuit.
Adjustable for differential pressure between 10 and 30 kPa.
Maximum operating temperature: 100°C (without steam)
Maximum operating pressure: 6 bar.
Available size: 1".
ISO 228 thread (equivalent to DIN EN ISO 228 and BS EN ISO 228).
Supplied with a pair of flat fibre seals.

>>> 894K | Pair of union connections, flat seat


SIZE	PRESSURE	CODE	PACKING
1"	10bar/145psi	894DC100MPK	2/-

These are required for connecting art. 092K ball valve kit to art. 949 regulating unit.
Body in nickel-plated brass.
O-ring in EPDM.
Maximum operating temperature: 100°C (without steam)
Maximum operating pressure: 10 bar.
Available size: 1" M x 1" F.
Supplied with a pair of fibre washer.

>>>

092K | Ball valves kit

SIZE

PRESSURE

CODE

PACKING

1"

40bar/580psi

0920100K

1/30



Female/female threads.

T handle in aluminium.

Body in nickel-plated brass.

Minimum and maximum working temperatures: -20°C, 150°C in absence of steam.

Threads: ISO228 (equivalent to DIN EN ISO 228 and BS EN ISO 228).

>>>

498 | Metal box for manifolds

BOX

CODE

MANIFOLDS'
OUTLETS

600x600x(80-130)

498600600

2-3

700x600x(80-130)

498700600

4-5

800x600x(80-130)

498800600

6-7

1000x600x(80-130)

4981000600

8-9-10

1100x600x(80-130)

4981100600

11-12-13

SIZE

CODE

PACKING

600x600x(80-130)

498600600

1/1

700x600x(80-130)

498700600

1/1

800x600x(80-130)

498800600

1/1

1000x600x(80-130)

4981000600

1/1

1100x600x(80-130)

4981100600

1/1

Complete with basement and support for floor installation.
Equipped with plaster protection.

Enclosure, telescopic door frame and door in zincplated steel.

The telescopic door frame and the door are painted.

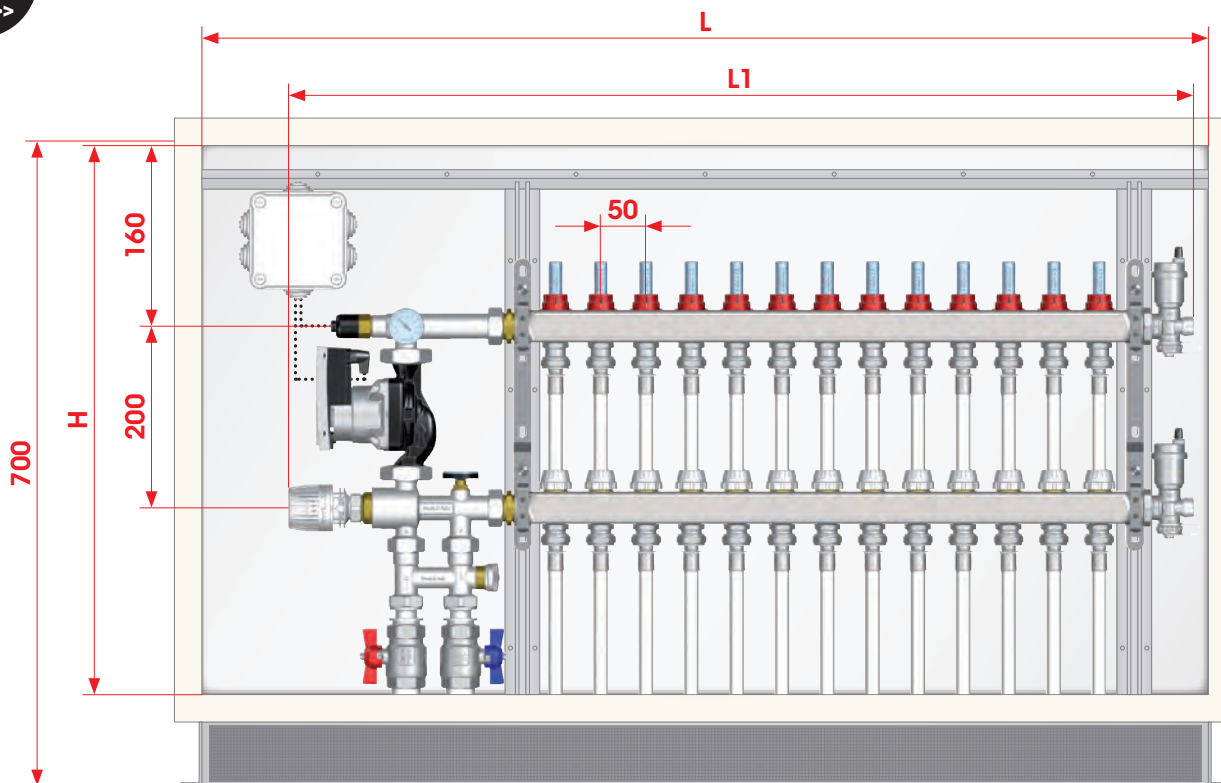
Adjustable depth: from mm. 80 to mm. 130.

Minimum depth for Itap manifolds installation: mm. 90.

Adjustable height: from mm. 700 to mm. 800.

TEC

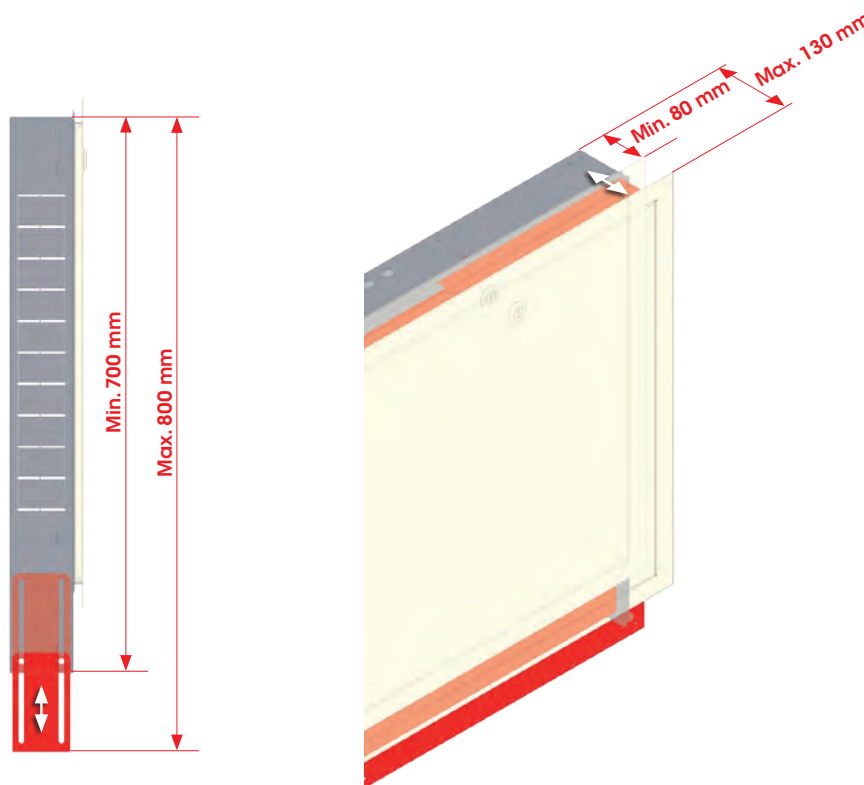
POSITIONING THE REGULATING UNIT INTO METAL BOXES



CODE	498.600.600	498.700.600	498.800.600	498.1000.600	498.1100.600
LxH (mm)	600x600	700x600	800x600	1000x600	1100x600
N° outlets	2-3	4-5	6-7	8-9-10	11-12-13
MANIFOLD	1"				
L1	495	595	695	845	995

TEC

METAL BOX HEIGHT AND DEPTH REGULATION



>>>

860BY | Off-centre by-pass kit

SIZE	PRESSURE	CODE	PACKING
1"	10bar/145psi	860BY	1/34

Consisting of:

- 2 adjustable end pieces
- off-centre by-pass pipe
- adjustable drain valve
- air vent valve

Fixed setting: 0,25 bar.

Maximum working temperature: 100°C.

Threads: ISO228 (equivalent to DIN EN ISO 228 and BS EN ISO 228).

To be installed in metal boxes art. 498 with manifolds made out of brass bar or stainless steel.

>>>

891M | Electrothermal actuator

SIZE	CODE	PACKING
230V-2filii	891M2302NC	1/64
230V-4filii	891M2304NC	1/34

Suitable for convertible valves and pre-assembled manifolds.

Normally closed, on-off operation.

Power supply voltage: 230V.

Power consumption: 1W.

Minimum and maximum working ambient temperatures: 0°C, 60°C.

Maximum differential pressure: 1,5bar.

Length of the power supply cable: m.1.

Class of protection IP54.

Available with 2 cables or 4 cables with an auxiliary microswitch.

Capacity of the auxiliary connection: 300mA.

CE marked.

>>> 471FL | Flow meter


SIZE	CODE	PACKING
1/2"	471FL	1/0

Flow meter to measure the flow of water in a circuit

- including a device to adjust the flow.

- to be installed with flow manifold.

Body in brass.

Scale: 0-5 l/min.

Accuracy of reading: +/- 10%.

Maximum working temperature: 70°C.

Threads: ISO228 (equivalent to DIN EN ISO 228 and BS EN ISO 228).

>>> 471 | Adapter for flow meters - 1" manifolds


SIZE	PRESSURE	CODE	PACKING
1/2"x3/4" EUROKONUS	20bar/290psi	4710012034	1/0

Adapter for flow meters, suitable for 1" manifolds.

Available sizes: 1/2"x3/4" eurokonus.

Body in brass.

Maximum working temperature: 100°C.

Threads: ISO228 (equivalent to DIN EN ISO 228 and BS EN ISO 228).

>>> 518 | Male/male adapter - 1" manifolds


SIZE	PRESSURE	CODE	PACKING
1/2"-1/2"	20bar/290psi	5180012012	30/540
1/2"-3/4" EUROKONUS	20bar/290psi	5180012034	20/480

Available size: 1/2"x1/2", 1/2"x3/4" eurokonus.

Body in brass.

Maximum working temperature: 100°C.

Threads: ISO228 (equivalent to DIN EN ISO 228 and BS EN ISO 228).

Thread G: available in size 1/2" with conical seat and inner diameter mm.16 or in size 3/4" eurokonus.

1/2"x1/2" size is also suitable as adapter for flow meters on 1" manifolds.

>>> 519 | Male/male adapter - 1" 1/4 manifolds


SIZE	PRESSURE	CODE	PACKING
1/2"-3/4" EUROKONUS	20bar/290psi	5190012034	1/0

Available size: 1/2"x3/4" eurokonus.

Body in brass.

Maximum working temperature: 100°C.

Threads: ISO228 (equivalent to DIN EN ISO 228 and BS EN ISO 228).

It is also suitable as adapter for flow meters on 1" 1/4 manifolds.

Available size: 1".

Consisting of:

- adjustable male end fitting for manifolds
- automatic air vent valve
- drain valve

Maximum working temperature: 80°C.

Threads: ISO228 (equivalent to DIN EN ISO 228 and BS EN ISO 228).

>>>

489AR | Nickel-plated adjustable end piece with drain valve and automatic air vent valve



SIZE	PRESSURE	CODE	PACKING
1"	10bar/145psi	4890100AR	2/48

>>>

489AGR | Adjustable end piece with drain valve and automatic air vent valve



SIZE	PRESSURE	CODE	PACKING
1"	10bar/145psi	4890100AGR	2/48

Available size: 1".

Consisting of:

- adjustable male end fitting for manifolds
- manual air vent valve
- drain valve

Maximum working temperature: 80°C.

Threads: ISO228 (equivalent to DIN EN ISO 228 and BS EN ISO 228).

>>>

489MR | Nickel-plated adjustable end piece with drain valve and manual air vent valve



SIZE	PRESSURE	CODE	PACKING
1"	10bar/145psi	4890100MR	2/60

>>>

489MGR | Adjustable end piece with drain valve and manual air vent valve



SIZE	PRESSURE	CODE	PACKING
1"	10bar/145psi	4890100MGR	2/60



489AR
489AGR
489MR
489MGR

Available sizes: 1", 1"1/4.

Consisting of:

adjustable male end fitting for manifolds; automatic air vent valve; adjustable drain valve

Maximum working temperature: 80°C.

Threads: ISO228 (equivalent to DIN EN ISO 228 and BS EN ISO 228).

>>> **489A** | Nickel-plated adjustable end piece with drain valve and automatic air vent valve



SIZE	PRESSURE	CODE	PACKING
1"	10bar/145psi	4890100A	1/50
1"1/4	10bar/145psi	4890114A	1/50

>>> **489AG** | Adjustable end piece with drain valve and automatic air vent valve



SIZE	PRESSURE	CODE	PACKING
1"	10bar/145psi	4890100AG	1/50

Available sizes: 1", 1"1/4.

Consisting of:

adjustable male end fitting for manifolds; manual air vent valve; adjustable drain valve

Maximum working temperature: 80°C.

Threads: ISO228 (equivalent to DIN EN ISO 228 and BS EN ISO 228).

>>> **489M** | Nickel-plated adjustable end piece with drain valve and manual air vent valve



SIZE	PRESSURE	CODE	PACKING
1"	10bar/145psi	4890100M	1/77
1"1/4	10bar/145psi	4890114M	1/77

>>> **489MG** | Adjustable end piece with drain valve and manual air vent valve



SIZE	PRESSURE	CODE	PACKING
1"	10bar/145psi	4890100MG	1/77

>>> **489SO** | Adjustable drain valve



SIZE	PRESSURE	CODE	PACKING
1/2"	10bar/145psi	4890012SO	35/280

Body in brass.

Adjustable outflow in polymer.

Maximum working temperature: 80°C.

Threads: ISO228 (equivalent to DIN EN ISO 228 and BS EN ISO 228).



489A
489AG
489M
489MG
489SO


489A
489AG
489M
489MG

489A
489M
489SO

BALL VALVES KIT

>>>

098SK | Straight ball valves kit



SIZE	PRESSURE	CODE	PACKING
1"	40bar/580psi	0980100SK	1/18

Kit consisting of: 2 ball valves art. 098S, red and blue T handles.

Available size: 1".

Male/female threads.

T handle in aluminium.


Body in nickel-plated brass.

Minimum and maximum working temperatures: -20°C, 150°C in absence of steam.

Threads: ISO228 (equivalent to DIN EN ISO 228 and BS EN ISO 228).

>>>

298SK | Angle ball valves kit



SIZE	PRESSURE	CODE	PACKING
1"	40bar/580psi	2980100SK	1/11

Kit consisting of: 2 ball valves art. 298S, red and blue T handles.

Available size: 1".

Male/female threads.

T handle in aluminium.

Body in nickel-plated brass.

Minimum and maximum working temperatures: -20°C, 150°C in absence of steam.

Threads: ISO228 (equivalent to DIN EN ISO 228 and BS EN ISO 228).

>>> **487K01** | Straight ball valves and thermometer union kit

SIZE	PRESSURE	CODE	PACKING
1"	10bar/145psi	4870100K01	1/18

Kit consisting of: 2 ball valves art. 098SDC, red and blue T handles and 2 thermometer unions complete with thermometers art. 492BC.
Available size: 1".

Valves specifications:

Male/female threads.

T handle in aluminium.

Body in nickel-plated brass.

Minimum and maximum working temperatures: -20°C, 150°C in absence of steam.

Threads: ISO228 (equivalent to DIN EN ISO 228 and BS EN ISO 228).

Male thread with conical seat.

Thermometer unions specifications:

Body in nickel-plated brass.

O-ring in NBR.

Thermometer scale: 0°C , 80°C.

Diameter: mm.40.

Maximum working temperature: 80°C.

Threads: ISO228 (equivalent to DIN EN ISO 228 and BS EN ISO 228).

>>> **487K02** | Angle ball valves and thermometer union kit

SIZE	PRESSURE	CODE	PACKING
1"	10bar/145psi	4870100K02	1/13

Kit consisting of: 2 ball valves art. 298SDC, red and blue T handles and 2 thermometer unions complete with thermometers art. 492BC.
Available size: 1".

Valves specifications:

Male/female threads.

T handle in aluminium.

Body in nickel-plated brass.

Minimum and maximum working temperatures: -20°C, 150°C in absence of steam.

Threads: ISO228 (equivalent to DIN EN ISO 228 and BS EN ISO 228).

Male thread with conical seat.

Thermometer unions specifications:

Body in nickel-plated brass.

O-ring in NBR.

Thermometer scale: 0°C , 80°C.

Diameter: mm.40.

Maximum working temperature: 80°C.

Threads: ISO228 (equivalent to DIN EN ISO 228 and BS EN ISO 228).

>>> **492N** | Surface thermometer



CODE	PACKING
492N	12/720

Suitable for stainless steel and brass bar distribution manifolds

Available diameter: mm. 40
Scale: 0°C - 80°C

>>> **490** | Male end fitting for manifolds



SIZE	PRESSURE	CODE	PACKING
3/4"	10bar/145psi	4900034	14/224
1"	10bar/145psi	4900100	12/156
1"1/4	10bar/145psi	4900114	8/128

Available sizes: 3/4", 1", 1"1/4 (main connection).
Size of the first outlet: 1/2".
Size of the second outlet: 3/8".
Body in nickel-plated brass.
Maximum working temperature: 110°C.
Thread ISO228 (equivalent to DIN EN ISO 228 and BS EN ISO 228).

>>> **490S** | Adjustable male end fitting for manifolds



SIZE	PRESSURE	CODE	PACKING
1"	10bar/145psi	4900100S	12/156
1"1/4	10bar/145psi	4900114S	8/152

Available sizes: 1", 1"1/4 (main connection).
Size of the outlets: 1/2".
Body in nickel-plated brass.
O-ring in NBR.
Maximum working temperature: 110°C.
Thread ISO228 (equivalent to DIN EN ISO 228 and BS EN ISO 228).

>>> **491** | Female end fitting for manifolds



SIZE	PRESSURE	CODE	PACKING
3/4"	10bar/145psi	4910034	14/294
1"	10bar/145psi	4910100	12/252

Available sizes: 3/4", 1" (main connection).
Size of the first outlet: 1/2".
Size of the second outlet: 3/8".
Body in nickel-plated brass.
Maximum working temperature: 110°C.
Thread ISO228 (equivalent to DIN EN ISO 228 and BS EN ISO 228).



>>> 492 | Thermometer fitting



SIZE	PRESSURE	CODE	PACKING
1"	10bar/145psi	4920100	6/126
1"1/4	10bar/145psi	4920114	4/120

Available sizes: 1", 1"1/4.
 Size of the thermometer thread: 1/2".
 Body in nickel-plated brass.
 Maximum working temperature: 110°C.
 Thread ISO228 (equivalent to DIN EN ISO 228 and BS EN ISO 228).

>>> 492B | Thermometer union



SIZE	PRESSURE	CODE	PACKING
1"	10bar/145psi	4920100B	8/128
1"1/4	10bar/145psi	4920114B	4/64

Available sizes: 1"M x 1"1/4F, 1"1/4M x 1"1/2F.
 Size of the thermometer thread: 3/8".
 Body in nickel-plated brass. O-ring in NBR.
 Maximum working temperature: 110°C.
 Thread ISO228 (equivalent to DIN EN ISO 228 and BS EN ISO 228).
 Suitable for ball valve art. 098SDC.

>>> 492C | Thermometer fitting complete with thermometer



SIZE	PRESSURE	CODE	PACKING
1"	10bar/145psi	4920100C	4/120
1"1/4	10bar/145psi	4920114C	4/96

Available sizes: 1", 1"1/4.
 Body in nickel-plated brass.
 Thermometer scale: 0°C-120°C, diameter mm.40.
 Thermometer complying with INAIL regulations (ex ISPESEL).
 Maximum working temperature: 110°C.
 Thread ISO228 (equivalent to DIN EN ISO 228 and BS EN ISO 228).

>>> 492BC | Thermometer union complete with thermometer



SIZE	PRESSURE	CODE	PACKING
1" (DN 25)	10bar/145psi	4920100BC	4/84
1"1/4 (DN 32)	10bar/145psi	4920114BC	4/64

Available sizes: 1"Mx1"1/4F - 1"1/4Mx1"1/2F
 Body in nickel-plated brass.
 O-ring in NBR.
 Thermometer scale: 0°C-80°C.
 Diameter: mm.40.
 Maximum working temperature: 80°C.
 Thread ISO228 (equivalent to DIN EN ISO 228 and BS EN ISO 228).
 Suitable for ball valve art. 098SDC.

>>> **494** | Male end cap with o-ring



SIZE	PRESSURE	CODE	PACKING
3/8"	10bar/145psi	4940038	50/1100
1/2"	10bar/145psi	4940012	40/720
3/4"	10bar/145psi	4940034	26/598
1"	10bar/145psi	4940100	16/384
1"1/4"	10bar/145psi	4940114	12/264

Body in nickel-plated brass.
 O-ring in EPDM.
 Maximum working temperature: 110°C.
 Threads: ISO228 (equivalent to DIN EN ISO 228 and BS EN ISO 228).

>>> **495** | Male end fitting with o-ring



SIZE	PRESSURE	CODE	PACKING
3/4"x3/8"	10bar/145psi	4950034038	26/598
3/4"x1/2"	10bar/145psi	4950034012	26/780
1"x3/8"	10bar/145psi	4950100038	16/384
1"x1/2"	10bar/145psi	4950100012	16/384
1"1/4x1/2"	10bar/145psi	4950114012	12/264

Available sizes: 3/4"x3/8", 3/4"x1/2", 1"x3/8", 1"x1/2", 1"1/4x1/2".
 Body in nickel-plated brass.
 O-ring in EPDM.
 Maximum working temperature: 110°C.
 Thread ISO228 (equivalent to DIN EN ISO 228 and BS EN ISO 228).

>>> **496** | Female end cap with washer



SIZE	PRESSURE	CODE	PACKING
1/2"	10bar/145psi	4960012	40/1200
3/4"	10bar/145psi	4960034	26/598
1"	10bar/145psi	4960100	20/420

Body in nickel-plated brass.
 Washer in NBR.
 (1/2" with fibre washer).
 Maximum working temperature: 110°C.
 Thread ISO228 (equivalent to DIN EN ISO 228 and BS EN ISO 228).

>>> **482** | Pressure gauge, bottom connection, 0-10 bar



SIZE	PRESSURE	CODE	PACKING
1/4"	10bar/145psi	482B014	4/136

Complying with INAIL regulation (ex ISPESL).
 Diameter mm. 63.
 Size of the connection: 1/4".
 Scale: 0-10 bar.
 Taper thread ISO 7/1 R (equivalent to DIN EN 10226-1 and BS EN 10226-1).

>>> 482R | Pressure gauge, bottom connection, 0-6 bar


SIZE	PRESSURE	CODE	PACKING
1/4"	6bar/87psi	482B014R	4/136

Complying with INAIL regulation (ex ISPESL).

Diameter mm. 50.

Size of connection: 1/4".

Scale: 0-6 bar.

Taper thread ISO 7/1 R (equivalent to DIN EN 10226-1 and BS EN 10226-1).

>>> 483 | Pressure gauge, back connection, 0-10 bar


SIZE	PRESSURE	CODE	PACKING
1/4"	10bar/145psi	483B014	4/136

Complying with INAIL regulation (ex ISPESL).

Diameter mm.63.

Size of the connection: 1/4".

Scale: 0-10 bar.

Taper thread ISO 7/1 R (equivalent to DIN EN 10226-1 and BS EN 10226-1).

>>> 483R | Pressure gauge, back connection, 0-6 bar


SIZE	PRESSURE	CODE	PACKING
1/4"	6bar/87psi	483B014R	4/136

Complying with INAIL regulation (ex ISPESL).

Diameter mm.50.

Size of the connection: 1/4".

Scale: 0-6 bar.

Taper thread ISO 7/1 R (equivalent to DIN EN 10226-1 and BS EN 10226-1).

>>>

484 | Thermometer and pressure gauge, bottom connection

SIZE	PRESSURE	CODE	PACKING
1/2"	6bar/87psi	484B012	2/68

Diameter mm.80.

Size of the connection: 1/2".

Scale: 0°C-120°C, 0-6 bar.

Taper thread ISO 7/1 R (equivalent to DIN EN 10226-1 and BS EN 10226-1).

>>>

485 | Thermometer and pressure gauge, back connection

SIZE	PRESSURE	CODE	PACKING
1/2"	4bar/58psi	485B012	2/68

Diameter mm.63.

Size of the connection: 1/2".

Scale: 0°C-120°C, 0-4 bar.

Taper thread ISO 7/1 R (equivalent to DIN EN 10226-1 and BS EN 10226-1).

>>>

493 | Thermometer back connection

SIZE	PRESSURE	CODE	PACKING
3/8"X40	10bar/145psi	493B03840P	10/600
1/2"X40	10bar/145psi	493B01240P	8/272
1/2"X63	10bar/145psi	493B01263P	4/240
1/2"X80	10bar/145psi	493B01280P	2/60

Complying with INAIL regulation (ex ISPESL).

Available diameters: mm.40, mm.63, mm.80.

Size of the connections: 3/8", 1/2".

Pin length: mm. 50 (with \varnothing 40 - 63) - mm.100 (with \varnothing 80).

Scale: 0°C- 80°C (3/8"), 0°C-120°C (1/2").

Taper thread ISO 7/1 R (equivalent to DIN EN 10226-1 and BS EN 10226-1).

Body in nickel-plated brass.
 Float in polyethilenic resin.
 O-ring in NBR.
 Maximum working temperature: 110°C.
 Maximum discharge pressure: 6 bar.
 Threads: ISO228 (equivalent to DIN EN ISO 228 and BS EN ISO 228).

>>> **362** | Automatic air-vent valve



SIZE	PRESSURE	CODE	PACKING
3/8"	10bar/145psi	3620038	10/120
1/2"	10bar/145psi	3620012	10/120
3/4"	10bar/145psi	3620034	10/120
1"	10bar/145psi	3620100	10/100

>>> **362R** | Automatic air-vent valve, compact



SIZE	PRESSURE	CODE	PACKING
3/8"	10bar/145psi	3620038R	10/120
1/2"	10bar/145psi	3620012R	10/120

>>> **363** | Automatic air-vent valve, side outlet



SIZE	PRESSURE	CODE	PACKING
3/8"	10bar/145psi	3630038	10/120
1/2"	10bar/145psi	3630012	10/120

>>> **364** | Automatic air-vent valve, side inlet



SIZE	PRESSURE	CODE	PACKING
3/8"	10bar/145psi	3640038	10/120
1/2"	10bar/145psi	3640012	10/120

>>> **364R** | Automatic air-vent valve, side inlet, compact



SIZE	PRESSURE	CODE	PACKING
3/8"	10bar/145psi	3640038R	10/120
1/2"	10bar/145psi	3640012R	10/120



362
362R
363
364
364R



362
363
364

>>>

365 | Automatic check valve

SIZE	PRESSURE	CODE	PACKING
3/8"	10bar/145psi	3650038	50/1150
1/2"	10bar/145psi	3650012	50/550

Suitable for the use together with automatic air vent valves art. 362 - 362R - 363 - 364 - 364R.
 Body in nickel-plated brass.
 Maximum working temperature: 110°C.
 Threads: ISO228 (equivalent to DIN EN ISO 228 and BS EN ISO 228).

>>>

366 | Safety relief valve for boilers

SIZE	PRESSURE	CODE	PACKING
1/2"	10bar/145psi	3660012	25/400

Body in nickel-plated brass.
 Check and vent spring valve in stainless steel.
 Check seat in nylon.
 Check and vent seal in NBR.
 Maximum working temperature: 120°C.
 Opening pressure: 8,5 bar.
 Threads: ISO228 (equivalent to DIN EN ISO 228 and BS EN ISO 228).

>>>

367 | Safety relief valve for boilers with lever handle

SIZE	PRESSURE	CODE	PACKING
1/2"	10bar/145psi	3670012	25/325

Body in nickel-plated brass.
 Check and vent spring in stainless steel.
 Check seat in nylon.
 Check and vent seal in NBR.
 Maximum working temperature: 120°C.
 Opening pressure: 8,5 bar.
 Threads ISO228 (equivalent to DIN EN ISO 228 and BS EN ISO 228).

>>>

194 | Air vent valve

SIZE	PRESSURE	CODE	PACKING
1/4"	10bar/145psi	1940014	50/1150
3/8"	10bar/145psi	1940038	40/720
1/2"	10bar/145psi	1940012	40/560

Body in chrome-plated brass.
 Handle in acetalic resin.
 Maximum working temperature: 110°C.
 Thread ISO228 (equivalent to DIN EN ISO 228 and BS EN ISO 228).



>>> 1940 | Adjustable nickel-plated air vent valve

NEW
2015

SIZE	PRESSURE	CODE	PACKING
1/2"	10bar/145psi	1940012O	40/560

Body in nickel-plated brass.
Handle in nylon.
Maximum working temperature: 110°C.
Threads: ISO228 (equivalent to DIN EN ISO 228 and BS EN ISO 228).

>>> 1940G | Adjustable air vent valve

NEW
2015

SIZE	PRESSURE	CODE	PACKING
1/2"	10bar/145psi	1940012OG	40/560

Body in brass.
Handle in nylon.
Maximum working temperature: 110°C.
Threads: ISO228 (equivalent to DIN EN ISO 228 and BS EN ISO 228).

>>> 195 | Revolving drain cock



SIZE	PRESSURE	CODE	PACKING
1/4"	10bar/145psi	1950014	50/550
3/8"	10bar/145psi	1950038	50/550

Body in nickel-plated brass.
Revolving drain in acetalic resin.
Maximum working temperature: 110°C.
Thread ISO228 (equivalent to DIN EN ISO 228 and BS EN ISO 228).

>>> 196 | Drain cock



SIZE	PRESSURE	CODE	PACKING
1/4"	20bar/290psi	1960014	50/550

Body in chrome-plated brass.
Maximum working temperature: 80°C.
Thread ISO228 (equivalent to DIN EN ISO 228 and BS EN ISO 228).

>>> 299 | Plug for radiators with air vent valve



SIZE	PRESSURE	CODE	PACKING
1" SX	10bar/145psi	2990100S	10/120
1" DX	10bar/145psi	2990100D	10/120

Body in chrome-plated brass.
Nominal pressure: 10 bar.
Maximum working temperature: 110°C.
Available sizes: 1" right and 1" left.
Thread ISO228 (equivalent to DIN EN ISO 228 and BS EN ISO 228).

Body in nickel-plated brass.
 Diaphragm: EPDM.
 Spring: stainless steel.
 Nominal pressure: 10 bar.
 Working temperatures: 5°C - 110°C.
 Opening overpressure: 20%.
 Closing differential: 20%.
 Available settings: 1,5 - 1,8 - 2,5 - 3 - 4 - 6 bar.
 Threads: ISO228 (equivalent to DIN EN ISO 228 and BS EN ISO 228).

368 | Diaphragm safety relief valve - female/female thread



Available sizes: 1/2"x1/2", 3/4"x3/4", 1"x1"

SIZE	PRESSURE	CODE	PACKING
1/2" (DN 15)	1,5	368001215	10/150
1/2" (DN 15)	1,8	368001218	10/150
1/2" (DN 15)	2,5	368001225	10/150
1/2" (DN 15)	3	368001230	10/150
1/2" (DN 15)	4	368001240	10/150
1/2" (DN 15)	6	368001260	10/150

SIZE	PRESSURE	CODE	PACKING
3/4" (DN 20)	1,5	368003415	10/150
3/4" (DN 20)	1,8	368003418	10/150
3/4" (DN 20)	2,5	368003425	10/150
3/4" (DN 20)	3	368003430	10/150
3/4" (DN 20)	4	368003440	10/150
3/4" (DN 20)	6	368003460	10/150

SIZE	PRESSURE	CODE	PACKING
1" (DN 25)	1,5	368010015	10/80
1" (DN 25)	1,8	368010018	10/80
1" (DN 25)	2,5	368010025	10/80
1" (DN 25)	3	368010030	10/80
1" (DN 25)	4	368010040	10/80
1" (DN 25)	6	368010060	10/80

369 | Diaphragm safety relief valve - male/female thread



Available sizes: 1/2"x1/2"

SIZE	PRESSURE	CODE	PACKING
1/2" (DN 15)	1,5	369001215	10/150
1/2" (DN 15)	1,8	369001218	10/150
1/2" (DN 15)	2,5	369001225	10/150
1/2" (DN 15)	3	369001230	10/150
1/2" (DN 15)	4	369001240	10/150
1/2" (DN 15)	6	369001260	10/150

368M | Diaphragm safety relief valve with pressure gauge connection, female/female thread



Available sizes: 1/2"x1/2", pressure gauge connection 1/4"

SIZE	PRESSURE	CODE	PACKING
1/2" (DN 15)	1,5	368001215M	10/150
1/2" (DN 15)	1,8	368001218M	10/150
1/2" (DN 15)	2,5	368001225M	10/150
1/2" (DN 15)	3	368001230M	10/150
1/2" (DN 15)	4	368001240M	10/150
1/2" (DN 15)	6	368001260M	10/150

369M | Diaphragm safety relief valve with pressure gauge connection, male/female thread



Available sizes: 1/2"x1/2", pressure gauge connection 1/4"

SIZE	PRESSURE	CODE	PACKING
1/2" (DN 15)	1,5	369001215M	10/150
1/2" (DN 15)	1,8	369001218M	10/150
1/2" (DN 15)	2,5	369001225M	10/150
1/2" (DN 15)	3	369001230M	10/150
1/2" (DN 15)	4	369001240M	10/150
1/2" (DN 15)	6	369001260M	10/150



>>> 820 | Mechanical room thermostat with simple switching


CODE	PACKING
820	1/75

Max connection load (2 terminals): 16 (2,5) A/250Vac.
 Installation: wall mount.
 Temperature setting range: 5°C, 30°C.
 Thermal differential: $\pm 0,8^{\circ}\text{C}$.
 Class of protection: IP 20.
 Dimensions: 71x71x38.
 In compliance with directive: B.T. 73/23/CEE and EMC 89/336/CEE.

>>> 820C | Mechanical room thermostat with changeover switching


CODE	PACKING
820C	1/75

Max connection load (3 terminals): 16 (2,5) A/250Vac.
 Installation: wall mount.
 Temperature setting range: 5°C, 30°C.
 Thermal differential: $\pm 0,8^{\circ}\text{C}$.
 Class of protection: IP 20.
 Dimensions: 71x71x38.
 In compliance with directive: B.T. 73/23/CEE and EMC 89/336/CEE.

>>> 820CS | Mechanical room thermostat with changeover switching, on/off and functioning led


CODE	PACKING
820CS	1/75

Power supply: 230Vac.
 Max connection load (3 terminals): 10 (2,5) A/250Vac.
 Installation: wall mount.
 Temperature setting range: 5°C, 30°C.
 Thermal differential: $\pm 0,8^{\circ}\text{C}$.
 Class of protection: IP 20.
 Dimension: 71x71x38.
 In compliance with directive: B.T. 73/23/CEE and EMC 89/336/CEE.

>>>

950C || Digital electronic room chronothermostat

CODE

PACKING

950C

1/32

Power supply: 2 alkaline batteries 1,5V type AA.
 Max relay contact load: 5 A 230 Vac resistive load.
 Installation: wall mount or 3 module box flush mounts.
 2-level temperature setting:
 T1 (ECONOMY): 5-25°C; T2 (COMFORT): 15-35°C.
 Thermal differential: $\pm 0,25^{\circ}\text{C}$.
 Automatic battery level control with 2 warning levels.
 Battery change is allowed without loss of data.
 Daily and weekly setting with steps of 0,5°C.
 Minimum setting period: 1/2 hour.
 Functions: on/off.
 Display of program and present hour or temperature.
 Wall mount size: mm. 119x82x26,6.
 3 module box flush mount size: mm. 119x82x18,7.
 In compliance with directive: B.T. 73/23/CEE and EMC 89/336/CEE.

>>>

950S || Digital electronic room chronothermostat


CODE

PACKING

950S

1/32

Power supply: 2 alkaline batteries 1,5V type AA.
 Max relay contact load: 5 A 230 Vac resistive load.
 Installation: wall mount or 3 module box flush mounts.
 Temperature setting range:
 WINTER mode: 5-30°C, SUMMER mode: 15-35°C.
 Thermal differential: $\pm 0,2^{\circ}\text{C}$.
 Automatic battery level control with 2 warning levels.
 Battery change is allowed without loss of data.
 Daily and weekly setting with steps of 0,1°C.
 Minimum setting period: 1 hour.
 Functions: on/off, summer/winter, manual/program.
 Display of program and present hour or temperature.
 Wall mount size: mm. 119x83x24.
 3 module box flush mount size: mm. 119x83x16.
 In compliance with directive EMC 89/336/CEE.

950T | Digital electronic room chronothermostat touch screen


CODE

PACKING

950T

1/32

Power supply: 2 alkaline batteries AAA type 1,5V.
 Stand-by: more than 18 months.
 Automatic battery level control with 2 warning levels.
 Battery change is allowed without loss of data for 2 minutes.
 Temperature setting range:
 5°C - 30°C WINTER mode
 15°C - 35°C SUMMER mode
 Regulation step:
 0,1°C WINTER program
 0,2°C SUMMER program.
 Adjustable thermal differential: from 0,2°C to 2°C
 (setting range from $\pm 0,1^\circ\text{C}$ to $\pm 1^\circ\text{C}$).
 Possibility to set every temperature among the setting periods
 for every time during the day and the week.
 Relay contact load: 230Vac - 5A (resistive load).
 Wall or box mount.
 Dimensions: mm. 114x83x23,5.

FITTINGS FOR MULTILAYER, PEX AND POLYBUTYLENE PIPE

ART.	DESCRIPTION	PG.
510 - 510R	Multi-Fit® fittings and Multi-Fit® System	130 - 132
595M - 595P	Fittings 595M and 595P	131 - 132
509 - 515 - 530 - 535 - 540 - 545 548 - 578 - 518 - 519 - 494	Threaded fittings	133 - 134
098OR - 510EP - 510NB - 680 - 675 575 - 575L - 570	Accessories for Multi-Fit® system	135
505 - 505R	Multilayer pipe	136

FITTINGS FOR COPPER, PEX AND POLYBUTYLENE PIPE


ART.	DESCRIPTION	PG.
610 - 615 - 620 - 625 - 630 - 635 - 640 - 645 - 648 650 - 618 - 655 - 660 - 656 - 657 - 658 - 685 - 671 675 - 575 - 680	Itap-Fit® push-fit fittings	137 - 142
595 - 598	Compression fittings	143 - 144
509 - 515 - 530 - 535 - 540 - 545 - 548	Threaded fittings	144 - 145
573	Ring spanner	145

FITTINGS FOR POLYETHYLENE PIPE

ART.	DESCRIPTION	PG.
010 - 010FL - 015 - 015FL - 020 - 020FL - 025 030 - 030FL - 035 - 035FL - 040 - 040FL - 050 - 050FL - 048 - 055 - 056 - 057 - 058	VX fittings	146 - 149
710 - 715 - 720 - 730 - 740 - 745 - 750 055 - 056 - 057 - 058	VX-N fittings	150 - 152

MECHANICAL FITTINGS AND ACCESSORIES

ART.	DESCRIPTION	PG.
151 - 152 - 161 - 161G - 162 - 154 - 110 275 - 276 - 142	Mechanical fittings and accessories	153 - 154



multi-fit®

THE SIMPLE, FAST AND MONEY SAVING SYSTEM FOR MULTILAYER, PEX AND POLYBUTYLENE PIPE



TEC

>>>

FOUR SIMPLE STEPS FOR A SAFE INSTALLATION



1. Cut the pipe by a pipe cutter.
 2. Deburr the inner side of the pipe.
 3. Insert the fitting into the pipe.
 4. Once the threaded part of the fitting reaches the pipe, screw the tail into the pipe as far as the thread has completely entered the pipe.
- THE CONNECTION IS SAFE AND EASILY REVERSIBLE.**

TEC

>>>

ADVANTAGES

NO NEED TO REAM THE PIPE
 FIT FOR EVERY KIND OF MULTILAYER PIPE
 THE CONNECTION IS REVERSIBLE
 SUITABLE FOR SANITARY AND HEATING PLANTS
 NO NEED TO PRESS. NO NEED TO TIGHTEN. **NO SPECIAL EQUIPMENT IS REQUIRED FOR THE INSTALLATION**

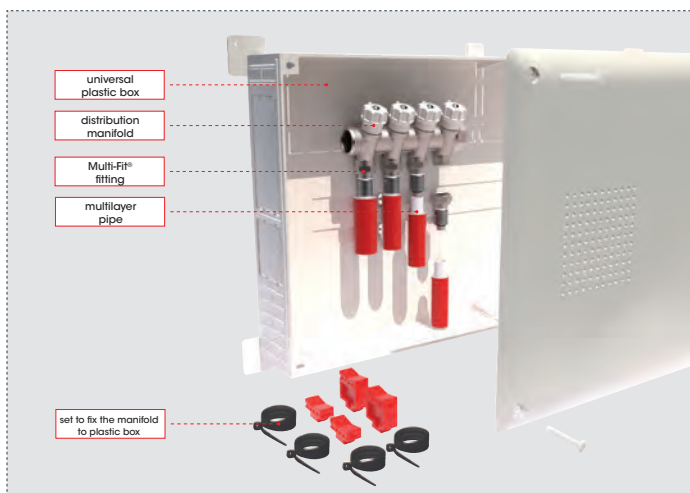


The fittings are supplied with an o-ring for conical seats and a flat washer for flat seats.

TEC

>>>

MANIFOLD WATER DISTRIBUTION SYSTEM



- NO MORE BUILD-IN TEE AND ELBOW JUNCTIONS
- NO MORE LEAKAGES
- REALLY MAKE THE MOST OF MULTILAYER PIPING FLEXIBILITY AND INSTALLATION SPEED
- IMPROVE THE WATER FLOW
- MAKE REPAIRS EASY AND FAST
- EACH ENDPOINT CONNECTED TO A SINGLE MANIFOLD OUTLET


595M

COMPRESSION FITTINGS FOR MULTILAYER PIPE



TEC

USE OF THE FITTINGS WITH MULTILAYER, PEX AND POLYBUTYLENE PIPE



885 DUAL DISTRIBUTION MANIFOLD. 1/2" male outlets, conical seat



850 DISTRIBUTION MANIFOLD MADE OUT OF BRASS BAR



518 MALE/MALE ADAPTER



852 DISTRIBUTION MANIFOLD IN STAINLESS STEEL



518 MALE/MALE ADAPTER



465 DISTRIBUTION MANIFOLD WITH SHUT-OFF VALVES 1/2" male outlets, conical seat




455 DISTRIBUTION MANIFOLD 1/2" male outlets, conical seat




510 multi-fit
595M NUT AND ADAPTER



MULTILAYER PIPE
PEX PIPE
POLYBUTYLENE PIPE
MULTILAYER PIPE



995V 510 MULTILAYER OR PEX PIPE



395 510 MULTILAYER OR PEX PIPE



995V 595M MULTILAYER PIPE



395 595M MULTILAYER PIPE

>>>

510 | MULTI-FIT® fitting for multilayer, PEX and polybutylene pipe

PATENTED



Supplied with an O-ring for conical seats and a washer for flat seats.

Available sizes with 1/2" nut.

SIZE	CODE	PACKING
14x2	510001214200	20/360
16x2	510001216200	20/360
16x2,25	510001216225	20/360
18x2	510001218200	15/270
20x2	510001220200	15/270
20x2,25	510001220225	15/270
20x2,5	510001220250	15/270

Available sizes with 3/4" nut EUROKONUS.

SIZE	CODE	PACKING
16x2	510003416200	20/160
18x2	510003418200	15/195
20x2	510003420200	15/195
20x2,25	510003420225	15/195
25x2,5	510003425250	10/190
26x3	510003426300	10/190

Available sizes with 1" nut.

SIZE	CODE	PACKING
25x2,5	510010025250	10/190
26x3	510010026300	10/190
32x3	510010032300	10/130

Nut in nickel-plated brass.

Tail in brass.

Maximum working pressure: 20 bar.

Threads: ISO228 (equivalent to DIN EN ISO 228 and BS EN ISO 228).

Minimum and maximum working temperature: -20°C, 110°C.

>>>

510R | MULTI-FIT® fitting for multilayer, PEX and polybutylene pipe

Available sizes with 1/2"

SIZE	CODE	PACKING
16X2	510001216200R	20/540
20X2	510001220200R	15/405

Available sizes with 3/4" nut EUROKONUS.

SIZE	CODE	PACKING
16X2	510003416200R	20/480
20X2	510003420200R	15/360

Tail in polymer.

Minimum and maximum working temperatures: -20°C, 90°C.

Other features and operating conditions like art. 510.

>>>

595M | Nut and adapter for multilayer pipe

Available sizes with 1/2"

SIZE	CODE	PACKING
1/2"-14X2	595001214200M	10/500
1/2"-16X2	595001216200M	10/500
1/2"-16X2,25	595001216225M	10/500

Available sizes with 3/4" nut EUROKONUS.

SIZE	CODE	PACKING
3/4"-16X2	595003416200M	10/400
3/4"-20X2	595003420200M	10/400

Minimum and maximum working temperature: -20°C, 110°C.

Maximum working pressure: 10 bar.

1/2" male thread suitable for conical seats with an inner diameter of 16mm.

>>>

595P | Nut and adapter for PEX pipeNEW
2015

Available sizes with 3/4" nut EUROKONUS.

SIZE	CODE	PACKING
3/4" - 16X1,5	595003416150P	10/250
3/4" - 17X2	595003417200P	10/400
3/4" - 20X1,9	595003420190P	10/250

Minimum and maximum working temperature: -20°C, 110°C.

Maximum working pressure: 10 bar.



Male thread 1/2" equipped with a conical seat and inner diameter mm.16.
 Male thread 3/4" eurokonus.
 Male thread 1" equipped with a conical seat and inner diameter mm.22.
 Maximum working pressure: 20 bar.

>>> **509** | Straight female connector



Available sizes
 1/2" x 1/2"
 1/2" M x 3/4" F
 3/4" x 3/4" eurokonus

SIZE	CODE	PACKING
1/2"x1/2"	5090012012	20/600
1/2"x3/4"	5090012034	15/345
3/4"x3/4"	5090034034	12/276

>>> **515** | Straight male connector



Available sizes
 1/2" x 1/2"
 1/2" x 3/4" eurokonus
 3/4" x 3/4" eurokonus
 1" x 1"

SIZE	CODE	PACKING
1/2"x1/2"	5150012012	30/720
1/2"x3/4"	5150012034	20/480
3/4"x3/4"	5150034034	20/220
1" x 1"	5150100100	8/240

>>> **530** | Equal T coupling



Available sizes
 1/2" x 1/2" x 1/2"
 3/4" x 3/4" x 3/4" eurokonus
 1" x 1" x 1"

SIZE	CODE	PACKING
1/2"	5300012012	16/336
3/4"	5300034034	8/168
1"	5300100100	6/126

>>> **535** | Female branch T coupling



Available sizes
 1/2" x 1/2" x 1/2"
 3/4" x 3/4" x 3/4" eurokonus

SIZE	CODE	PACKING
1/2"	5350012012	14/294
3/4"	5350034034	8/168

>>> **540** | Male elbow



Available sizes
 1/2" x 1/2"
 1/2" x 3/4" eurokonus
 3/4" x 3/4" eurokonus
 1" x 1"

SIZE	CODE	PACKING
1/2"x1/2"	5400012012	18/432
1/2"x3/4"	5400012034	13/312
3/4"x3/4"	5400034034	10/240
1"x1"	5400100100	8/168

>>> **545** | Female elbow



Available sizes
 1/2" x 1/2"
 1/2" M x 3/4" F
 3/4" x 3/4" eurokonus

SIZE	CODE	PACKING
1/2"x1/2"	5450012012	14/336
1/2"x3/4"	5450012034	8/272
3/4"x3/4"	5450034034	8/272

>>> **548** | Backplate female elbow



Available sizes
 1/2" x 1/2"
 3/4" x 3/4" eurokonus

SIZE	CODE	PACKING
1/2"	5480012012	12/252
3/4"	5480034034	8/128

>>> **098OR** | O-ring for conical seats



Available for 1/2", 3/4" and 1" tails.

SIZE	CODE	PACKING
1/2"	098OR038	1/0
3/4"	098OR012	1/0
1"	098OR034	1/0

>>> **510NB** | Washer for flat seats



SIZE	CODE	PACKING
1/2"	510NB012	1/0
3/4"	510NB034	1/0
1"	510NB100	1/0

>>> **510EP** | O-ring for tail



Material: EPDM.
Every tail has 2 o-rings.

SIZE	CODE	PACKING
14x2	510EP014200	1/0
16x2	510EP016200	1/0
16x2,25	510EP016225	1/0
17x2 - 18x2,5	510EP017200	1/0
18x2	510EP018200	1/0
20x2 - 20x2,25	510EP020200	1/0
20x2,5	510EP020250	1/0
26x3 - 25x2,5	510EP026300	1/0
32x3	510EP032300	1/0

>>> **680** | Pipe deburring tool



CODE	PACKING
680012028	1/100

Suitable for pipes with diameter from 3mm to 35mm.
Material: metal.

>>> **675** | Rotary pipe cutter



CODE	PACKING
675012028	1/0

Suitable for pipes with diameter from 3mm to 35mm.

>>> **575** | Shear for multilayer and PEX pipes



CODE	PACKING
575014026	1/0

Suitable for pipes with diameter from 12mm to 25mm.

>>> **575L** | Spare blade for art. 575



CODE	PACKING
575L	1/0

>>> **570** | Connecting/disconnecting tool



CODE	PACKING
570014026	1/0

>>>

505 - 505R | Multilayer PEX-AL-PEHD pipe, simple and insulated
**505****505R**

SIZE	PRESSURE	CODE
14x2	10bar/145psi	505004014200
16x2	10bar/145psi	505002016200
18x2	10bar/145psi	505002518200
20x2	10bar/145psi	505002520200
26x3	10bar/145psi	505003026300
32x3	10bar/145psi	505008032300

SIZE	PRESSURE	CODE
14x2	10bar/145psi	505004014200R
16x2	10bar/145psi	505002016200R
20x2	10bar/145psi	505002520200R
26x3	10bar/145psi	505003026300R
32x3	10bar/145psi	505008032300R

Suitable for heating and air conditioning plants, domestic water services.

Composition: cross-linked polyethylene type "b" / aluminium / high density polyethylene.

Head-welded aluminium.

Maximum working temperature: 95°C.

Max working pressure (95°C): 10 bar.

14x2 size available till out of stock.

DIAMETER AND THICKNESS	14x2mm	16x2mm	18x2mm	20x2mm	26x3mm	32x3mm
INNER DIAMETER	10mm	12mm	14mm	16mm	20mm	26mm
LENGTH OF COIL	100m	100m	100m	100m	50m	50m
INNER SURFACE ROUGHNESS	7µm	7µm	7µm	7µm	7µm	7µm
THERMAL CONDUCTIVITY	0,43 W/mK	0,43 W/mK	0,43 W/mK	0,43 W/mK	0,43 W/mK	0,43 W/mK
EXPANSION RATIO	0,026 m/mK	0,026 m/mK	0,026 m/mK	0,026 m/mK	0,026 m/mK	0,026 m/mK
MINIMUM BENDING RADUS	5xD ext	5xD ext	5xD ext	5xD ext	5xD ext	5xD ext

505R

Available with a self-extinguishing insulating cover, for water systems and heating plants.

Sizes: 20x2mm, 26x3mm, 32x3mm are supplied with an insulating cover whose thickness is suitable for air conditioning plants as well.

The cover complies with law 10/91 and DPR 412 of 26th August 1993, covering pipes in heated rooms and/or in structures which do not overlook either the outside or non-heated rooms.

Technical feature of the insulated cover:

Colour: red.

Material: PE-LD (low density polyethylene) expanded with closed cells, no CFC or HCFC included.

Density: 30Kg/m³ (DN 14, 16); 45Kg/m³ (DN 20, 26, 32).

Thermal conductivity: 0,0397 W/mK.

Permeability to steam: µ5500.

Fire reaction: class 1.

DIAMETER AND THICKNESS	14x2mm	16x2mm	20x2mm	26x3mm	32x3mm
THICKNESS OF INSULATING COVER	6mm	6mm	10mm	10mm	10mm
LENGTH OF COIL	50m	50m	50m	25m	25m




Itap-fit®

PUSH-FIT FITTINGS FOR COPPER, PEX AND POLYBUTYLENE

TEC

>>>

FOUR SIMPLE STEPS FOR A SAFE INSTALLATION



1. Cut the pipe by a rotary pipe cutter.
2. Deburr the external surface of the pipe.
3. Insert the pipe in the depth gauge and mark the pipe.
4. Insert the pipe by pushing it as far as it reaches the blocking point, that should correspond to the mark made before. If you are using cross-linked polyethylene pipes (PEX) or polybutylene pipes you have to insert the liner before the connection.
5. To disconnect the fitting you just need to push the release liner by the clip and at the same time pull the pipe.

TEC

>>>

ADVANTAGES

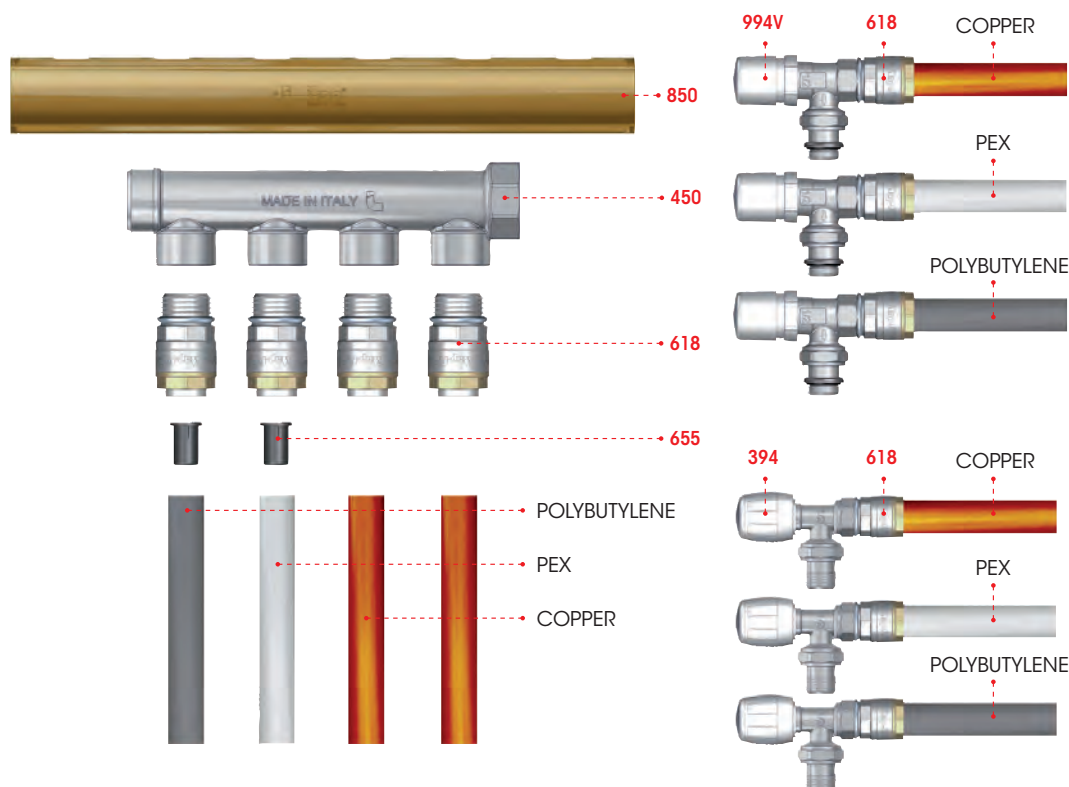
- SAVING OF TIME DURING THE INSTALLATION AS FAR AS 90%.
- SUITABLE FOR HEATING AND SANITARY SYSTEMS
- NO NEED OF SPECIAL OR EXPENSIVE TOOLS FOR THE INSTALLATION
- REVERSIBLE INSTALLATION



TEC

>>>

USE OF THE FITTINGS WITH COPPER, PEX AND POLYBUTYLENE



Bodies in de-zincification resistant brass (DZR).
 Minimum and maximum working temperatures: -20°C, 120°C (allowed peaks of 150°C).
 Nominal pressure:
 Copper pipe: 20bar at 25°C, 10bar at 90°C.
 PEX and polybutylene pipes: 12bar at 25°C, 5 bar at 90°C.
 Threads: ISO 7/1 (equivalent to DIN EN 10226-1 and BS EN 10226-1).

>>> **610** | Straight female connector



SIZE	CODE	PACKING
12x3/8"	610B038012	18/378
12x1/2"	610B012012	14/294
14x1/2"	610B012014	14/294
15x1/2"	610B012015	14/294
16x1/2"	610B012016	14/294
18x1/2"	610B012018	7/210
18x3/4"	610B034018	7/210
20x1/2"	610B012020	10/210
22x3/4"	610B034022	5/150
25x3/4"	610B034025	8/168
28x1"	610B100028	5/95

>>> **615** | Straight male connector



SIZE	CODE	PACKING
12x3/8"	615B038012	24/720
12x1/2"	615B012012	18/378
14x3/8"	615B038014	18/378
14x1/2"	615B012014	18/378
15x1/2"	615B012015	18/378
16x1/2"	615B012016	15/450
18x1/2"	615B012018	15/240
18x3/4"	615B034018	15/240
20x1/2"	615B012020	14/224
22x3/4"	615B034022	12/192
25x3/4"	615B034025	11/176
28x1"	615B100028	8/152

>>> **620** | Straight coupling



SIZE	CODE	PACKING
12	620C000012	12/360
14	620C000014	12/252
15	620C000015	12/252
16	620C000016	12/252
18	620C000018	12/192
20	620C000020	10/130
22	620C000022	8/128
25	620C000025	7/112
28	620C000028	6/114

>>> **625** | Stop end



Suitable as a **plug in order to test installation** with copper, PEX, PB, multilayer pipes.
 The fitting is usable again.

SIZE	CODE	PACKING
12	625C000012	30/630
14	625C000014	25/525
15	625C000015	25/525
16	625C000016	25/525
18	625C000018	16/336
20	625C000020	14/294
22	625C000022	8/240

Bodies in de-zincification resistant brass (DZR).
 Minimum and maximum working temperatures: -20°C, 120°C (allowed peaks of 150°C).
 Nominal pressure:
 Copper pipe: 20bar at 25°C, 10bar at 90°C.
 PEX and polybutylene pipes: 12bar at 25°C, 5 bar at 90°C.
 Threads: ISO 7/1 (equivalent to DIN EN 10226-1 and BS EN 10226-1).

>>> **630** | Equal T coupling



SIZE	CODE	PACKING
12x12x12	630C000012	8/240
14x14x14	630C000014	6/180
15x15x15	630C000015	6/180
16x16x16	630C000016	6/144
18x18x18	630C000018	6/96
20x20x20	630C000020	5/95
22x22x22	630C000022	5/95
25x25x25	630C000025	5/65
28x28x28	630C000028	4/72

>>> **635** | Female branch T coupling



SIZE	CODE	PACKING
14x1/2"	635B012014	6/180
15x1/2"	635B012015	6/180
16x1/2"	635B012016	6/180
18x1/2"	635B012018	6/144
18x3/4"	635B034018	6/144
20x1/2"	635B012020	8/104
22x3/4"	635B034022	6/108
25x3/4"	635B034025	6/60
28x1"	635B100028	4/72

>>> **640** | Male elbow



SIZE	CODE	PACKING
12x3/8"	640B038012	12/360
12x1/2"	640B012012	12/360
14x1/2"	640B012014	12/360
15x1/2"	640B012015	12/360
16x1/2"	640B012016	10/300
18x1/2"	640B012018	10/240
18x3/4"	640B034018	10/240
20x1/2"	640B012020	10/240
22x3/4"	640B034022	8/192
25x3/4"	640B034025	8/128
28x1"	640B100028	6/114

>>> **645** | Female elbow



SIZE	CODE	PACKING
12x3/8"	645B038012	12/360
12x1/2"	645B012012	12/360
14x1/2"	645B012014	12/252
15x1/2"	645B012015	12/252
16x1/2"	645B012016	10/300
18x1/2"	645B012018	10/160
18x3/4"	645B034018	10/160
20x1/2"	645B012020	10/160
22x3/4"	645B034022	8/128
25x3/4"	645B034025	8/128
28x1"	645B100028	6/114

Bodies in de-zincification resistant brass (DZR).

Minimum and maximum working temperatures: -20°C, 120°C (allowed peaks of 150°C).

Nominal pressure:

Copper pipe: 20bar at 25°C, 10bar at 90°C.

PEX and polybutylene pipes: 12bar at 25°C, 5 bar at 90°C.

Threads: ISO 7/1 (equivalent to DIN EN 10226-1 and BS EN 10226-1).

>>>

648 | Backplate female elbow



SIZE	CODE	PACKING
14x1/2"	648B012014	6/144
15x1/2"	648B012015	6/144
16x1/2"	648B012016	6/144

>>>

650 | Elbow coupling



SIZE	CODE	PACKING
12	650C000012	12/360
14	650C000014	10/300
15	650C000015	10/210
16	650C000016	10/240
18	650C000018	10/160
20	650C000020	8/152
22	650C000022	8/152
25	650C000025	6/114
28	650C000028	5/95

>>>

618 | Nickel-plated straight male connector, with an o-ring



SIZE	CODE	PACKING
12x1/2"	6180012012	18/378
14x1/2"	6180012014	18/378
16x1/2"	6180012016	15/450

Designed to be used with Itap radiator valves, either manual or thermostatic, with a female thread, and with simple manifolds, with female outlets. Of course, it may be used with any radiator valve or manifold, as long as they are equipped with 1/2" or 3/8" female connections.

Body in nickel-plated brass.

O-ring in EPDM.

Minimum and maximum working temperatures: -20°C, 120°C (allowed peaks of 150°C).

Nominal pressure: Copper pipe: 20bar at 25°C, 10bar at 90°C.

PEX and polybutylene pipes: 12bar at 25°C, 5 bar at 90°C.

Threads: ISO228 (equivalent to DIN EN ISO 228 and BS EN ISO 228).

>>> 655 | Liner



The liner has to be inserted into cross-linked polyethylene or polybutylene pipes before the joint to Itap-Fit® fittings is made.

COMPATIBILITY CHART OF THE LINER ART.655 TO CROSS-LINKED POLYETHYLENE (PEX) OR POLYBUTYLENE PIPES.

CODE	OUTSIDE DIAMETER X THICKNESS OF THE PIPE (mm)
655BU012110	12X1.1, 14X2
655BU012180	12X1.8
655BU012200	12X2
655BU015180	15X1.8, 16X2.2, 16X2.3
655BU015250	15X2.5
655BU016150	16X1.5, 17X2, 18X2.5
655BU016180	16X1.8, 17X2.3
655BU016200	16X2
655BU018200	18X2
655BU020190	20X1.9, 20X2, 22X3
655BU020280	20X2.8
655BU022200	22X2, 22X2.1, 25X3.5
655BU025230	25X2.3
655BU025250	25X2.5
655BU028280	28X2.8
655BU028300	28X3

SIZE	CODE	PACKING
12 x 1,1 14 x 2	655BU012110	50/0
12 x 1,8	655BU012180	50/0
12 x 2	655BU012200	50/0
15 x 1,8 16 x 2,2 16 x 2,3	655BU015180	50/0
15 x 2,5	655BU015250	50/0
16 x 1,5 17 x 2 18 x 2,5	655BU016150	50/0
16 x 1,8 17 x 2,3	655BU016180	50/0
16 x 2	655BU016200	50/0
18 x 2	655BU018200	50/0
20 x 1,9 20 x 2 22 x 3	655BU020190	40/0
20 x 2,8	655BU020280	40/0
22 x 2 22 x 2,1 25 x 3,5	655BU022200	40/0
25 x 2,3	655BU025230	40/0
25 x 2,5	655BU025250	40/0
28 x 2,8	655BU028280	20/0
28 x 3	655BU028300	20/0

>>> 660 | Copper reduction



SIZE	CODE	PACKING
15-12	660R015012	15/450
18-15	660R018015	12/360
22-15	660R022015	10/300
22-18	660R022018	10/300

>>>

656 | O-ring

SIZE	CODE	PACKING
12	656EP012	1/0
14	656EP014	1/0
15	656EP015	1/0
16	656EP016	1/0
18	656EP018	1/0
20	656EP020	1/0
22	656EP022	1/0
25	656EP025	1/0
28	656EP028	1/0

>>>

657 | Spacer

SIZE	CODE	PACKING
12	657DI012	1/0
14	657DI014	1/0
15	657DI015	1/0
16	657DI016	1/0
18	657DI018	1/0
20	657DI020	1/0
22	657DI022	1/0
25	657DI025	1/0
28	657DI028	1/0

>>>

658 | Fastening ring

SIZE	CODE	PACKING
12	658AG012	1/0
14	658AG014	1/0
15	658AG015	1/0
16	658AG016	1/0
18	658AG018	1/0
20	658AG020	1/0
22	658AG022	1/0
25	658AG025	1/0
28	658AG028	1/0

>>>

671 | Disconnecting clip

SIZE	CODE	PACKING
12	671012	10/0
14	671014	10/0
15	671015	10/0
16	671016	10/0
18	671018	10/0
20	671020	10/0
22	671022	10/0
25	671025	10/0
28	671028	10/0

>>>

685 | Depth gauge

CODE	PACKING
685012028	1/60

>>>

675 | Rotary pipe cutter

Suitable for pipes with diameter from 3mm to 35mm.



CODE	PACKING
675012028	1/0

>>>

575 | Shear

Suitable for pipes with diameter from 12mm to 25mm.



CODE	PACKING
575014026	1/0

>>>

680 | Pipe deburring tool

Suitable for pipes with diameter from 3mm to 35mm. Material: metal.



CODE	PACKING
680012028	1/100

COMPRESSION FITTINGS FOR COPPER PIPE ACCORDING TO UNI EN 1254-2 STANDARD

WITH BLACK OLIVE FOR WATER SYSTEMS AND FOOD USE




WITH YELLOW OLIVE FOR GAS AND FLUID HYDROCARBONS SYSTEMS



TEC

>>>

USE OF THE FITTINGS WITH COPPER PIPE




885 DUAL DISTRIBUTION MANIFOLD
1/2" male outlets, conical seat



850 BRASS BAR DISTRIBUTION MANIFOLD



518 MALE/MALE ADAPTER




465 DISTRIBUTION MANIFOLD WITH SHUT-OFF VALVES.
1/2" male outlets with conical seat




455 DISTRIBUTION MANIFOLD.
1/2" male outlets with conical seat



595 NUT AND OLIVE




COPPER



995V

595

COPPER



395

595

COPPER

>>>

595 | Nut and olive



SIZE	CODE	PACKING
1/2"x12	595001212	50/600
1/2"x14	595001214	50/600
1/2"x15	595001215	50/600
1/2"x16	595001216	50/600

SIZE	CODE	PACKING
3/4"x15	595003415	25/450
3/4"x18	595003418	25/450

COMPRESSION FITTINGS FOR COPPER PIPES. WATER SYSTEMS AND FOOD USE.

The olive complies with EN 681-1 standard.
 Minimum and maximum working temperatures: -25°C, 120°C.
 Maximum working pressure: 16bar.
 1/2" thread suitable for conical seats with an inner diameter of 16mm.
 3/4" thread suitable for EUROKONUS standard.

>>>

598 | Nut and olive



SIZE	CODE	PACKING
1/2"x12	598001212	50/600
1/2"x14	598001214	50/600
1/2"x15	598001215	50/600
1/2"x16	598001216	50/600
3/4"x18	598003418	25/450

COMPRESSION FITTINGS FOR COPPER PIPES. GAS AND FLUID HYDROCARBONS SYSTEMS.

The olive complies with EN 682 standard.
 Minimum and maximum working temperatures: -15°C, 50°C.
 Maximum working pressure for gas: 5bar.
 Maximum working pressure for hydrocarbons: 16bar.
 1/2" thread suitable for conical seats with an inner diameter of 16mm.
 3/4" thread suitable for EUROKONUS standard.

Male thread 1/2" equipped with a conical seat and inner diameter mm.16.
 Male thread 3/4" eurokonus.
 Maximum working pressure: 20 bar.

>>>

509 | Straight female connector



Available sizes
 1/2"x1/2",
 1/2"Mx3/4"F
 3/4"x3/4" eurokonus

SIZE	CODE	PACKING
1/2"x1/2"	5090012012	20/600
1/2"x3/4"	5090012034	15/345
3/4"x3/4"	5090034034	12/276

>>>

515 | Straight male connector



Available sizes
 1/2"x1/2"
 1/2"x3/4" eurokonus
 3/4"x3/4" eurokonus

SIZE	CODE	PACKING
1/2"x1/2"	5150012012	30/720
1/2"x3/4"	5150012034	20/480
3/4"x3/4"	5150034034	20/220

Male thread 1/2" equipped with a conical seat and inner diameter mm.16.
 Male thread 3/4" eurokonus.
 Maximum working pressure: 20 bar.

>>> **530** | Equal T coupling



Available sizes
 1/2"x1/2"x1/2"
 3/4"x3/4"x3/4" eurokonus

SIZE	CODE	PACKING
1/2"	5300012012	16/336
3/4"	5300034034	8/168

>>> **535** | Female branch T coupling



Available sizes
 1/2"x1/2"x1/2"
 3/4"x3/4"x3/4" eurokonus

SIZE	CODE	PACKING
1/2"	5350012012	14/294
3/4"	5350034034	8/168

>>> **540** | Male elbow



Available sizes
 1/2"x1/2"
 1/2"x3/4" eurokonus
 3/4"x3/4" eurokonus

SIZE	CODE	PACKING
1/2"x1/2"	5400012012	18/432
1/2"x3/4"	5400012034	13/312
3/4"x3/4"	5400034034	10/240

>>> **545** | Female elbow



Available sizes
 1/2"x1/2"
 1/2" Mx3/4" F
 3/4"x3/4" eurokonus

SIZE	CODE	PACKING
1/2"x1/2"	5450012012	14/336
1/2"x3/4"	5450012034	8/272
3/4"x3/4"	5450034034	8/272

>>> **548** | Backplate female elbow



Available sizes
 1/2"x1/2"
 3/4"x3/4" eurokonus

SIZE	CODE	PACKING
1/2"	5480012012	12/252
3/4"	5480034034	8/128

>>> **573** | Ring spanner




Suitable for the installation of fittings art. 595 to manifolds.
 The lack of space would make it difficult to use a regular spanner.

CODE	PACKING
573025030	1/0


VX

SUITABLE FOR THE USE WITH HIGH AND LOW DENSITY POLYETHYLENE PIPES



MAT

MATERIALS



Pos.	Description	Q.ty	Material
1	Body	1	CW 617N brass
2	Tightening brass nut	1	CW 617N brass
2A	Flanged tightening ring	1	CW 617N brass
3	O-ring	1	Elastomeric seal
4	O-ring pushing washer	1	Stainless steel AISI 304
5	Fastening ring	1	Nickel-plated brass CW 617N
5A	Fastening ring	1	CW 617N brass
6	Liner for pipes type S5	1	Stainless steel AISI 304
7	Notched washer for screw	4	Stainless steel AISI 304
8	Blocking screw	4	Stainless steel AISI 304


TEC

INSTALLATION



TEC

COUPLINGS COMBINATION 4" X110mm



Minimum and maximum working temperatures: -20°C, 110°C (in absence of steam).

Nominal pressure: 25bar.

Female threads from 1/2" to 4" and male threads 2" 1/2, 3" and 4":

ISO228 (equivalent to DIN EN ISO 228 and BS EN ISO 228).

Male threads from 1/2" to 2": ISO 7/1 (equivalent to DIN EN 10226-1 and BS EN 10226-1).

>>> **010** | Straight female connector



SIZE	CODE	PACKING
1/2"x20	0100012020	20/220
3/4"x25	0100034025	15/165
1"x32	0100100032	12/120
1"1/4x40	0100114040	6/60
1"1/2x50	0100112050	4/40
2"x63	0100200063	2/26

010FL With flanges

SIZE	CODE	PACKING
2"1/2x75	0100212075	4/16
3"x90	0100300090	2/10
4"x110	0100400110	2/4

>>> **015** | Straight male connector



SIZE	CODE	PACKING
1/2"x20	0150012020	20/220
3/4"x25	0150034025	15/165
1"x32	0150100032	12/120
1"1/4x40	0150114040	6/60
1"1/2x50	0150112050	4/40
2"x63	0150200063	2/26

015FL With flanges

SIZE	CODE	PACKING
2"1/2x75	0150212075	4/16
3"x90	0150300090	2/10
4"x110	0150400110	2/4

>>> **020** | Straight coupling



SIZE	CODE	PACKING
20	0200012020	12/192
25	0200034025	10/110
32	0200100032	8/64
40	0200114040	4/40
50	0200112050	2/32
63	0200200063	2/16

020FL With flanges

SIZE	CODE	PACKING
75	0200212075	4/8
90	0200300090	2/4
110	0200400110	1/2

>>> **025** | Extended coupling sleeve, to repair pipes



SIZE	CODE	PACKING
32	0250100032	6/48
40	0250114040	4/36
50	0250112050	2/20
63	0250200063	2/14

>>> **030** | Equal T coupling



SIZE	CODE	PACKING
20	0300012020	6/96
25	0300034025	6/60
32	0300100032	4/32
40	0300114040	4/24
50	0300112050	2/18
63	0300200063	1/8

030FL With flanges

SIZE	CODE	PACKING
75	0300212075	1/4
90	0300300090	1/2



010 - 010FL
015 - 015FL
020 - 020FL
025
030 - 030FL



010
015
020
025
030

Minimum and maximum working temperatures: -20°C, 110°C (in absence of steam).
 Nominal pressure: 25bar.
 Female threads from 1/2" to 4" and male threads 2"1/2, 3" and 4":
 ISO228 (equivalent to DIN EN ISO 228 and BS EN ISO 228).
 Male threads from 1/2" to 2": ISO 7/1 (equivalent to DIN EN 10226-1 and BS EN 10226-1).

035 | Female branch T coupling



SIZE	CODE	PACKING
1/2"x20	0350012020	8/128
3/4"x25	0350034025	6/96
1"x32	0350100032	4/40
1"1/4x40	0350114040	4/36
1"1/2x50	0350112050	2/26
2"x63	0350200063	2/14

035FL With flanges

SIZE	CODE	PACKING
2"1/2x75	0350212075	1/8
3"x90	0350300090	1/4
4"x110	0350400110	1/2

040 | Male elbow



SIZE	CODE	PACKING
1/2"x20	0400012020	15/165
3/4"x25	0400034025	12/120
1"x32	0400100032	8/80
1"1/4x40	0400114040	6/48
1"1/2x50	0400112050	4/32
2"x63	0400200063	2/24

040FL With flanges

SIZE	CODE	PACKING
2"1/2x75	0400212075	1/8
3"x90	0400300090	1/4

045 | Female elbow



SIZE	CODE	PACKING
1/2"x20	0450012020	15/165
3/4"x25	0450034025	12/132
1"x32	0450100032	8/64
1"1/4x40	0450114040	6/48
1"1/2x50	0450112050	4/32
2"x63	0450200063	2/16

045FL With flanges

SIZE	CODE	PACKING
2"1/2x75	0450212075	1/8
3"x90	0450300090	1/8
4"x110	0450400110	1/4

050 | Elbow coupling



SIZE	CODE	PACKING
20	0500012020	12/120
25	0500034025	10/100
32	0500100032	6/48
40	0500114040	4/32
50	0500112050	2/20
63	0500200063	2/14

050FL With flanges

SIZE	CODE	PACKING
75	0500212075	1/8
90	0500300090	1/4

048 | Backplate female elbow



SIZE	CODE	PACKING
1/2"x20	0480012020	15/150
3/4"x25	0480034025	12/96
1"x32	0480100032	8/64

>>> **055** | Stainless steel liner



Liner in stainless steel AISI 304, whose purpose is to structurally strengthen polyethylene pipes that are used with pipe of S5 series. To use exclusively with VX and VX-N fittings.

SIZE	CODE	PACKING
20	0550012020	100/2400
25	0550034025	75/975
32	0550100032	50/650
40	0550114040	30/420
50	0550112050	20/280
63	0550200063	10/140
75	0550212075	8/104
90	0550300090	6/78
110	0550400110	2/36

>>> **056** | O-ring for VX and VX-N fittings



SIZE	CODE	PACKING
20	0560012020	1/0
25	0560034025	1/0
32	0560100032	1/0
40	0560114040	1/0
50	0560112050	1/0
63	0560200063	1/0
75	0560212075	1/0
90	0560300090	1/0
110	0560400110	1/0

>>> **057** | O-ring pushing washer for VX and VX-N fittings



SIZE	CODE	PACKING
20	0570012020	1/0
25	0570034025	1/0
32	0570100032	1/0
40	0570114040	1/0
50	0570112050	1/0
63	0570200063	1/0
75	0570212075	1/0
90	0570300090	1/0
110	0570400110	1/0

>>> **058** | Fastening ring for VX and VX-N fittings



SIZE	CODE	PACKING
20	0580012020	1/0
25	0580034025	1/0
32	0580100032	1/0
40	0580114040	1/0
50	0580112050	1/0
63	0580200063	1/0
75	0580212075	1/0
90	0580300090	1/0
110	0580400110	1/0


VX-N

SUITABLE FOR THE USE WITH HIGH AND LOW DENSITY POLYETHYLENE PIPES



MAT


MATERIALS



Pos.	Description	Q.ty	Material
1	Body	1	CW 617N brass
2	Tightening brass nut	1	CW 617N brass
3	O-ring	1	Elastomeric seal
4	O-ring pushing ring	1	Stainless steel AISI 304
5	Fastening ring	1	Nickel-plated CW 617N brass
6	Liner for pipes type S5	1	Stainless steel AISI 304

TEC

INSTALLATION



Minimum and maximum working temperatures: -20°C, 110°C (in absence of steam).

Nominal pressure: 25bar.

Threads: ISO228 (equivalent to DIN EN ISO 228 and BS EN ISO 228).

>>> 710 | Straight female connector



SIZE	CODE	PACKING
1/2"x20	7100012020	20/320
3/4"x25	7100034025	15/240
1"x32	7100100032	12/120
1"1/4x40	7100114040	6/108

>>> 715 | Straight male connector



SIZE	CODE	PACKING
1/2"x20	7150012020	20/320
3/4"x25	7150034025	15/240
1"x32	7150100032	12/120
1"1/4x40	7150114040	6/60

>>> 720 | Straight coupling



SIZE	CODE	PACKING
20	7200012020	12/288
25	7200034025	10/160
32	7200100032	8/104
40	7200114040	4/72

>>> 730 | Equal T coupling



SIZE	CODE	PACKING
20	7300012020	6/144
25	7300034025	6/108
32	7300100032	4/52
40	7300114040	4/36

>>> 735 | Female branch T coupling



SIZE	CODE	PACKING
1/2"x20	7350012020	8/192
3/4"x25	7350034025	6/144
1"x32	7350100032	4/72
1"1/4x40	7350114040	4/36

>>> 740 | Male elbow



SIZE	CODE	PACKING
1/2"x20	7400012020	15/240
3/4"x25	7400034025	12/192
1"x32	7400100032	8/80
1"1/4x40	7400114040	6/72

Minimum and maximum working temperatures: -20°C, 110°C (in absence of steam).
 Nominal pressure: 25bar.
 Threads: ISO228 (equivalent to DIN EN ISO 228 and BS EN ISO 228).

>>> **745** | Female elbow



SIZE	CODE	PACKING
1/2"x20	7450012020	15/240
3/4"x25	7450034025	12/192
1"x32	7450100032	8/104
1"1/4x40	7450114040	6/72

>>> **750** | Elbow coupling



SIZE	CODE	PACKING
20	7500012020	12/216
25	7500034025	10/100
32	7500100032	6/78
40	7500114040	4/48

>>> **055** | Stainless steel liner



Liner in stainless steel AISI 304, whose purpose is to structurally strengthen polyethylene pipes that are used with pipe of S5 series. To use exclusively with VX and VX-N fittings.

SIZE	CODE	PACKING
20	0550012020	100/2400
25	0550034025	75/975
32	0550100032	50/650
40	0550114040	30/420

>>> **056** | O-ring for VX and VX-N fittings



SIZE	CODE	PACKING
20	0560012020	1/0
25	0560034025	1/0
32	0560100032	1/0
40	0560114040	1/0

>>> **057** | O-ring pushing washer for VX and VX-N fittings




SIZE	CODE	PACKING
20	0570012020	1/0
25	0570034025	1/0
32	0570100032	1/0
40	0570114040	1/0

>>> **058** | Fastening ring for VX and VX-N fittings



SIZE	CODE	PACKING
20	0580012020	1/0
25	0580034025	1/0
32	0580100032	1/0
40	0580114040	1/0



MECHANICAL FITTINGS

Suitable for domestic water services, heating and air-conditioning plants, compressed air systems.

Body in brass or nickel-plated brass.

Minimum and maximum working temperatures: -20°C, 120°C.

Threads: ISO228 (equivalent to DIN EN ISO 228 and BS EN ISO 228).

>>> 151 || 3-piece straight connector, flat washer



SIZE	PRESSURE	CODE	PACKING
1/2"	50bar/725psi	1510012	20/220
3/4"	40bar/580psi	1510034	15/150
1"	40bar/580psi	1510100	12/96
1"1/4	30bar/435psi	1510114	8/64
1"1/2	30bar/435psi	1510112	6/30
2"	25bar/362,5psi	1510200	2/26

>>> 152 || 3-piece elbow, flat washer



SIZE	PRESSURE	CODE	PACKING
1/2"	50bar/725psi	1520012	15/240
3/4"	40bar/580psi	1520034	12/96
1"	40bar/580psi	1520100	8/64
1"1/4	30bar/435psi	1520114	6/48

>>> 161 || 3-piece straight connector, with o-ring



Sizes 1"1/2 and 2" have flat seats.

SIZE	PRESSURE	CODE	PACKING
1/2"	50bar/725psi	1610012	20/200
3/4"	40bar/580psi	1610034	15/150
1"	40bar/580psi	1610100	12/96
1"1/4	30bar/435psi	1610114	8/64
1"1/2	30bar/435psi	1610112	6/30
2"	25bar/362,5psi	1610200	2/26

>>> 161G || 3-piece straight connector, with o-ring




SIZE	PRESSURE	CODE	PACKING
1/2"	50bar/725psi	1610012G	20/220
3/4"	40bar/580psi	1610034G	15/150
1"	40bar/580psi	1610100G	12/96
1"1/4	30bar/435psi	1610114G	8/64

>>> 162 || 3-piece elbow, with o-ring



SIZE	PRESSURE	CODE	PACKING
1/2"	50bar/725psi	1620012	15/240
3/4"	40bar/580psi	1620034	12/96
1"	40bar/580psi	1620100	8/64
1"1/4	30bar/435psi	1620114	6/48

>>> 154 | Connector for water meters



SIZE	PRESSURE	CODE	PACKING
3/4"x1/2"	20bar/290psi	1540034	2/400
1"x3/4"	20bar/290psi	1540100	2/200
1"1/4x1"	20bar/290psi	1540114	2/100
1"1/2x1"1/4	20bar/290psi	1540112	2/80
2"x1"1/2	20bar/290psi	1540200	2/40
2"1/2x2"	20bar/290psi	1540212	1/28

Available also with NPT thread. Prices in the chart.

Available sizes:

F3/4"xM1/2", F1"XM3/4", F1"1/4XM1", F1"1/2XM1"1/4, F2"XM1"1/2, F2"1/2XM2".

Nut and tail in brass.

Minimum and maximum working temperatures: -20°C, 120°C.

Threads: ISO228 (equivalent to DIN EN ISO 228 and BS EN ISO 228).

>>> 110 | 5-way connector for pumps and tanks



SIZE	PRESSURE	CODE	PACKING
1"	25bar/362.5psi	1100100	1/125

Body in brass.

Nominal pressure: 25bar.

Female threads: ISO228 (equivalent to DIN EN ISO 228 and BS EN ISO 228).

Male threads: ISO 7/1 (equivalent to DIN EN 10226-1 and BS EN 10226-1).

>>> 275 | Reduction 3/8"x1/2"



SIZE	CODE	PACKING
3/8"x1/2"	2750012	250/3250

Threads: ISO228 (equivalent to DIN EN ISO 228 and BS EN ISO 228).

>>> 276 | Reduction 3/4"x1/2", inner hexagon



SIZE	CODE	PACKING
3/4"x1/2"	2760034	125/875

Threads: ISO228 (equivalent to DIN EN ISO 228 and BS EN ISO 228).

>>> 142 | P.T.F.E. taper



CODE	PACKING
1420012	250/500

Available size: mm.12xmm.0,076. Length: m.12.

.01

>>> CHECK AND FOOT VALVES

.02

>>> BALL VALVES

.03

>>> CHROME-PLATED BIBCOCKS

.04

>>> PRESSURE REDUCING VALVES AND FITTINGS

.05

>>> HEATING

.06

>>> FITTINGS

.07

> ACCESSORIES FOR SOLAR HEATING SYSTEMS

>>>

ART.	DESCRIPTION	PG.
362S	Automatic air vent valve for solar heating systems	156
475	Thermostatic mixing valve for solar heating systems	156
477	Temperature and pressure relief valve for solar heating systems	156
478	Diaphragm safety relief valve - f/f threads - for solar heating systems	156
139S	Drain ball valve with brass hose connection for solar heating systems	157
982	3-way diverter zone ball valve	157
990	Electric actuator for zone ball valves	157
991	Electric actuator for zone ball valves with manual unlocking device	157

>>>

>>> 362S | Automatic air vent valve for solar heating systems


SIZE	PRESSURE	CODE	PACKING
3/8" (DN 10)	10bar/145psi	3620038S	10/120
1/2" (DN 15)	10bar/145psi	3620012S	10/120

Body in nickel-plated brass.
 Minimum and maximum working temperatures: -20°C, 180°C.
 Nominal pressure: 10 bar.
 Thread ISO228 (equivalent to DIN EN ISO 228 and BS EN ISO 228).

>>> 475 | Thermostatic mixing valve for solar heating systems


SIZE	PRESSURE	CODE	PACKING
3/4" (DN 20)	10bar/145psi	4750034	1/24
1" (DN 25)	10bar/145psi	4750100	1/24

Body in nickel-plated brass. Female threads.
 Nominal pressure: 10 bar.
 Maximum working temperature: 110°C.
 Setting range: from 35°C to 55°C.
 KV= 1,7 m³/h (3/4"); 3,0 m³/h (1").
 Thread ISO228 (equivalent to DIN EN ISO 228 and BS EN ISO 228).

>>> 477 | Temperature and pressure relief valve for solar heating systems



SIZE	CODE	PACKING
3/4" (DN 20)	4770034	1/0

It provides automatic temperature and pressure relief protection for hot water and storage tank. It is equipped with a manually operating lever. The valve lever must be manually operated at least once a year to insure that water-ways are clear.
 Body in brass.
 105 mm extension thermostat.
 Setting temperature: 90°C.
 Power rating: 25KW.
 Setting pressure: 7 bar.
 Thread ISO228 (equivalent to DIN EN ISO 228 and BS EN ISO 228).

>>> 478 | Diaphragm safety relief valve - f/f threads - for solar heating systems


SIZE	PRESSURE	CODE	PACKING
1/2"x3/4"	10bar/145psi	4780012	10/100

It provides automatic pressure relief protection for hot water and storage tank. It is equipped with a manually operating lever. The valve lever must be manually operated at least once a year to insure that the water-ways are clear.
 Body in nickel-plated brass.
 Maximum working pressure: 10bar.
 Available setting: 6 bar.
 Minimum and maximum working temperatures: -20°C, 160°C.
 Opening overpressure: 20%.
 Closing differential: 20%.
 Threads: ISO228 (equivalent to DIN EN ISO 228 and BS EN ISO 228).

>>> 139S | Drain ball valve with brass hose connection for solar heating systems


SIZE	PRESSURE	CODE	PACKING
1/2" (DN 15)	10bar/145psi	1390012S	20/160

Body in brass.
Hose connection in brass.
Minimum and maximum working temperature: -10°C, 140°C.
Thread: ISO 228 (equivalent to DIN EN ISO 228 and BS EN ISO 228).


>>> 982 | 3-way diverter zone ball valve


SIZE	PRESSURE	CODE	PACKING
3/4" (DN 20)	16bar/232psi	9820034	1/30
1" (DN 25)	16bar/232psi	9820100	1/18

Body in nickel-plated brass.
Full flow ball.
Maximum working pressure: 16bar.
Maximum differential pressure: 10bar.
Minimum and maximum working temperatures: -10°C (with antifreeze solution), 100°C.
Threads ISO228 (equivalent to DIN EN ISO 228 and BS EN ISO 228).
Suitable for the electric actuators art. 990 and 991.


>>> 990 | Electric actuator for zone ball valves


SIZE	CODE	PACKING
230V x 25sec	99023025	1/18
230V x 50sec	99023050	1/18

Bidirectional electric actuator.
Supplied with an auxiliary microswitch.
Case in nylon.
Power supply voltage: 230V.
Power consumption: 4VA.
Minimum and maximum working ambient temperature: -5°C, 70°C.
Class of protection: IP54.
Capacity of the auxiliary connection: 2A.
Operating time: 25 or 50 seconds.
Angle of rotation: 90°.
Starting torque: -50" model: 10Nm; -25" model: 5Nm.


>>> 991 | Electric actuator for zone ball valves with manual unlocking device


24V X 50sec:
Available for minimum
order of 100 pieces.

SIZE	CODE	PACKING
230V x 25sec	99123025	1/18
230V x 50sec	99123050	1/18
24V x 50sec	99102450	1/18

Bidirectional electric actuator.
Supplied with an auxiliary microswitch.
Case in nylon.
Power supply voltage: 230V or 24V.
Power consumption: 4VA.
Minimum and maximum working ambient temperature: -5°C, 70°C.
Class of protection: IP54.
Capacity of the auxiliary connection: 2A.
Operating time: 25 or 50 seconds.
Angle of rotation: 90°.
Starting torque: -50" model: 10Nm; -25" model: 5Nm.



010	Straight female connector	147
010FL	Straight female connector with flange	147
015	Straight male connector	147
015FL	Straight male connector with flange	147
020	Straight coupling	147
020FL	Straight coupling with flanges	147
025	Extended coupling sleeve, to repair pipes	147
030	Equal T coupling	147
030FL	Equal T coupling with flanges	147
035	Female branch T coupling	148
035FL	Female branch T coupling with flanges	148
040	Male elbow	148
040FL	Male elbow with flanges	148
045	Female elbow	148
045FL	Female elbow with flanges	148
048	Backplate female elbow	148
050	Elbow coupling	148
050FL	Elbow coupling with flanges	148
055	Stainless steel liner	149
055	Stainless steel liner	152
056	O-ring for VX and VX-N fittings	149
056	O-ring for VX and VX-N fittings	152
057	O-ring pushing washer for VX and VX-N	149
057	O-ring pushing washer for VX and VX-N	152
058	Fastening ring for VX and VX-N	149
058	Fastening ring for VX and VX-N	152
060	Gas angle ball valve	41
062	Gas angle ball valve with revolving female nut	41
066	LONDON® ball valve, full flow	38
067	LONDON® ball valve, full flow	38
068	LONDON® ball valve, full flow	38
069	LONDON® ball valve, full flow	39
070	BERLIN® ball valve, full flow	40
071	BERLIN® ball valve, full flow	40
072	BERLIN® ball valve, full flow	40
073	BERLIN® ball valve, full flow	40
076	MADRID® ball valve, full flow	17
077	MADRID® ball valve, full flow	17
078	MADRID® ball valve, full flow	17
079	MADRID® ball valve, full flow	17
080	PARIS® ball valve, full flow	18
081	PARIS® ball valve, full flow	18
082	PARIS® ball valve, full flow	18
083	PARIS® ball valve, full flow	18
084	Flat lever handle for ball valves	26
084G	Flat lever handle for ball valves	42
084LK	Locking device for lockable flat lever handle	27
084PP	Pin for locking device	27
086	Lever handle for ball valves and bibcocks	26
086G	Lever handle for ball valves	42
087	T handle for ball valves and bibcocks	28
087G	T handle for ball valves	42
088	Extended handle for lined piping	28
090	IDEAL® ball valve, full flow	19
091	IDEAL® ball valve, full flow	19
092	IDEAL® ball valve, full flow	19
092K	Ball valve kit	108
093	IDEAL® ball valve, full flow	19
098	IDEAL® ball valve, full flow, for manifolds	20

098OR	O-ring for conical seats	135
098S	IDEAL® ball valve with o-ring, full flow, for manifolds	20
098SDC	IDEAL® ball valve, full flow, for manifolds, without union	20
098SK	Ball valve kit	114
099	Full flow ball valve, male/male threads	29
100	EUROPA® check valve	3
101	BLOCK® check valve	7
102	Strainer for EUROPA®, YORK®, ROMA®, BLOCK®	9
103	YORK® check valve	5
104	ROMA® check valve	9
105	EUROPA® foot valve	3
106	BLOCK® foot valve	7
107	Strainer for EUROPA®, YORK®, ROMA®, BLOCK®	9
108	YORK® foot valve	5
110	5-way connector for pumps and tanks	154
111	ORIENT® ball valve, reduced flow	24
112	ORIENT® ball valve, reduced flow	24
113	ORIENT® ball valve, reduced flow	24
114	ORIENT® ball valve, reduced flow	24
115	Full flow ball valve with drain cock	29
116	VIENNA® ball valve, standard flow	22
117	VIENNA® ball valve, standard flow	22
118	VIENNA® ball valve, standard flow	22
119	VIENNA® ball valve, standard flow	23
120	MONDIAL® ball valve, full flow	18
120G	MONDIAL® ball valve, full flow	41
121	MONDIAL® ball valve, full flow	18
121G	MONDIAL® ball valve, full flow	41
125	MINI ball valve	28
126	MINI ball valve	28
128	3-way ball valve	29
130	Swing check valve	11
131	SPIN® Hose bibcock with mobile connection	31
132	Ball hose bibcock	31
133	Ball hose bibcock	31
134	Ball hose bibcock	31
136	Build-in ball valve with blind cap	46
138	Build-in ball valve with handle	46
139	Drain ball valve with brass hose connection	34
139R	Drain ball valve with brass hose connection and plastic handle	34
139S	Drain ball valve with brass hose connection for solar heating systems	157
140	Foot valve	11
142	Teflon tape	154
143	EUROPRESS pressure reducing valve	54
143MM	EUROPRESS pressure reducing valve without connection	54
144	Ball hose bibcock with lockpad eye and brass connection	34
145	STREAM® ball valve, full flow	25
151	3-piece straight connector, flat washer	153
152	3-piece elbow, flat washer	153
154	Connection for water meters	154
156	Gate valve PN16	30
161	3-piece straight connector, with o-ring	153
161G	3-piece straight connector, with o-ring	153
162	3-piece elbow, with o-ring	153
166	GAR ball hose bibcock	32
167	GAR ball hose bibcock	32
168	GAR ball hose bibcock	32
170	GAR ball bibcock	33
172	GAR ball bibcock	33

174	GAR ball hose bibcock	32
176	GAR ball hose bibcock	33
178	GAR ball hose bibcock	33
180	GAR ball hose bibcock	33
189	Self-cleaning strainer	56
189CA	Cartridge for self-cleaning strainer art. 189	57
191	Garden hose bibcock with brass connection	34
192	Y strainer	56
192CA	Cartridge for Y strainer art. 192	57
192CA	Cartridge for Y strainer art. 192	57
193	Nickel-plated Y strainer	56
194	Air vent valve	122
194O	Adjustable nickel-plated air vent valve	123
194OG	Adjustable air vent valve	123
195	Revolving drain cock	123
196	Drain cock	123
211	ORIENT® ball valve, reduced flow	24
216	VIENNA® ball valve, standard flow	23
217	VIENNA® ball valve, standard flow	23
220	Bibcock with washing machine valve	49
225	Horizontal washing machine valve, heavy pattern	49
226	Horizontal washing machine valve	49
228	Inclined washing machine valve	49
230	One-piece spacer for faucets	50
240	Washing machine and dishwasher valve	50
250	Washing machine valve	50
255	3-way washing machine valve	50
266	LONDON® ball valve, full flow	39
267	LONDON® ball valve, full flow	39
275	Reduction 3/8" x 1/2"	154
276	Nickel-plated 1/2" x 3/4" reduction, inner hexagon	154
280	Brass hose connection	35
282	Nylon hose connection	35
282O	Mobile hose connection in nylon	35
285	Stainless steel rosette	48
286	Plastic rosette	68
294	Straight manual valve, female thread	66
294S	Straight manual valve, female thread, with O-ring	67
295	Straight manual valve, male thread	66
295S	Straight manual valve, male thread, with O-ring	67
296	Straight lockshield, female thread	66
296S	Straight lockshield, female thread, with O-ring	60
296S	Straight lockshield, female thread, with O-ring	67
297	Straight lockshield, male thread	66
297S	Straight lockshield, male thread, with O-ring	60
297S	Straight lockshield, male thread, with O-ring	67
298	IDEAL® angle ball valve, full flow, for manifolds	21
298S	IDEAL® angle ball valve, with o-ring, full flow, for manifolds	21
298SDC	IDEAL® angle ball valve full flow, for manifolds, without union	21
298SK	Angle ball valve kit	114
299	Plug for radiators with air vent valve	123
305	Straight two pipe valve for panel radiators	68
306	Fitting for straight and angle two pipe valve for panel radiator	68
306K	Two-pipe valves adapter, with thread 3/4" M	68
315	Angle two pipe valve for panel radiators	68
340	Build-in valve with blind cap	46
345	Buid-in valve with handle	46
346	Supply stop	47
348	Supply stop with nut and washer	47

350L	Supply bibcock, polished brass	35
355L	Hose bibcock, polished brass	35
355S	Hose bibcock, sandblasted/chromed brass	35
360	MINIPRESS pressure reducing valve	54
361	MINIPRESS pressure reducing valve, pressure gauge connection	55
362	Automatic air vent valve	121
362R	Automatic air vent valve, compact	121
362S	Automatic air vent valve for solar heating systems	156
363	Automatic air vent valve, side outlet	121
364	Automatic air vent valve, side inlet	121
364R	Automatic air vent valve, side inlet, compact	121
365	Automatic check valve	122
366	Safety relief valve for boilers	122
367	Safety relief valve for boilers, with lever handle	122
368	Diaphragm safety relief valve, female/female threads	124
368M	Diaphragm safety relief valve, female/female threads with pressure gauge connection	124
369	Diaphragm safety relief valve, male/female threads	124
369M	Diaphragm safety relief valve, male/female threads, with pressure gauge connection	124
375	Toilet tank valve	48
376	GREEN® ball valve, full flow	16
377	GREEN® ball valve, full flow	16
378	GREEN® ball valve, full flow	16
379	GREEN® ball valve, full flow	16
385	Ball supply stop with strainer	47
386	Ball supply stop with articulated connection	47
387	Supply stop and washing machine valve	48
390	Drain trap for washing machines	51
391	Washing machine ball valve	51
392	Washing machine ball valve	51
394	Angle manual valve, female thread	66
394S	Angle manual valve, female thread, with O-ring	67
395	Angle manual valve, male thread	66
395S	Angle manual valve, male thread, with O-ring	67
396	Angle lockshield, male thread	66
396S	Angle lockshield, male thread, with O-ring	61
396S	Angle lockshield, male thread, with O-ring	67
397	Angle lockshield, male thread	66
397S	Angle lockshield, male thread, with O-ring	61
397S	Angle lockshield, male thread, with O-ring	67
450	Modular distribution manifold, female outlets	72
455	Modular distribution manifold, male outlets	72
456	Modular distribution manifold, 1/2" male outlets, flat seat	72
465	Modular distribution manifold with shut-off valves, male outlets	72
471	Adapter for flow meters - 1" manifolds	111
471FL	Flow meter	111
475	Thermostatic mixing valve for solar heating systems	156
477	Temperature and pressure relief valve for solar heating systems	156
478	Diaphragm safety relief valve - 1/1" threads - for solar heating systems	156
482	Pressure gauge, bottom connection, 0-10bar	118
482R	Pressure gauge, bottom connection, 0-6bar	119
483	Pressure gauge back connection, 0-10bar	119
483R	Pressure gauge back connection, 0-6bar	119
484	Thermometer and pressure gauge, bottom connection	120
485	Thermometer and pressure gauge, back connection	120
487K01	Straight ball valve and thermometer fitting kit	115
487K02	Angle ball valve and thermometer fitting kit	115
488	Angle valve	51

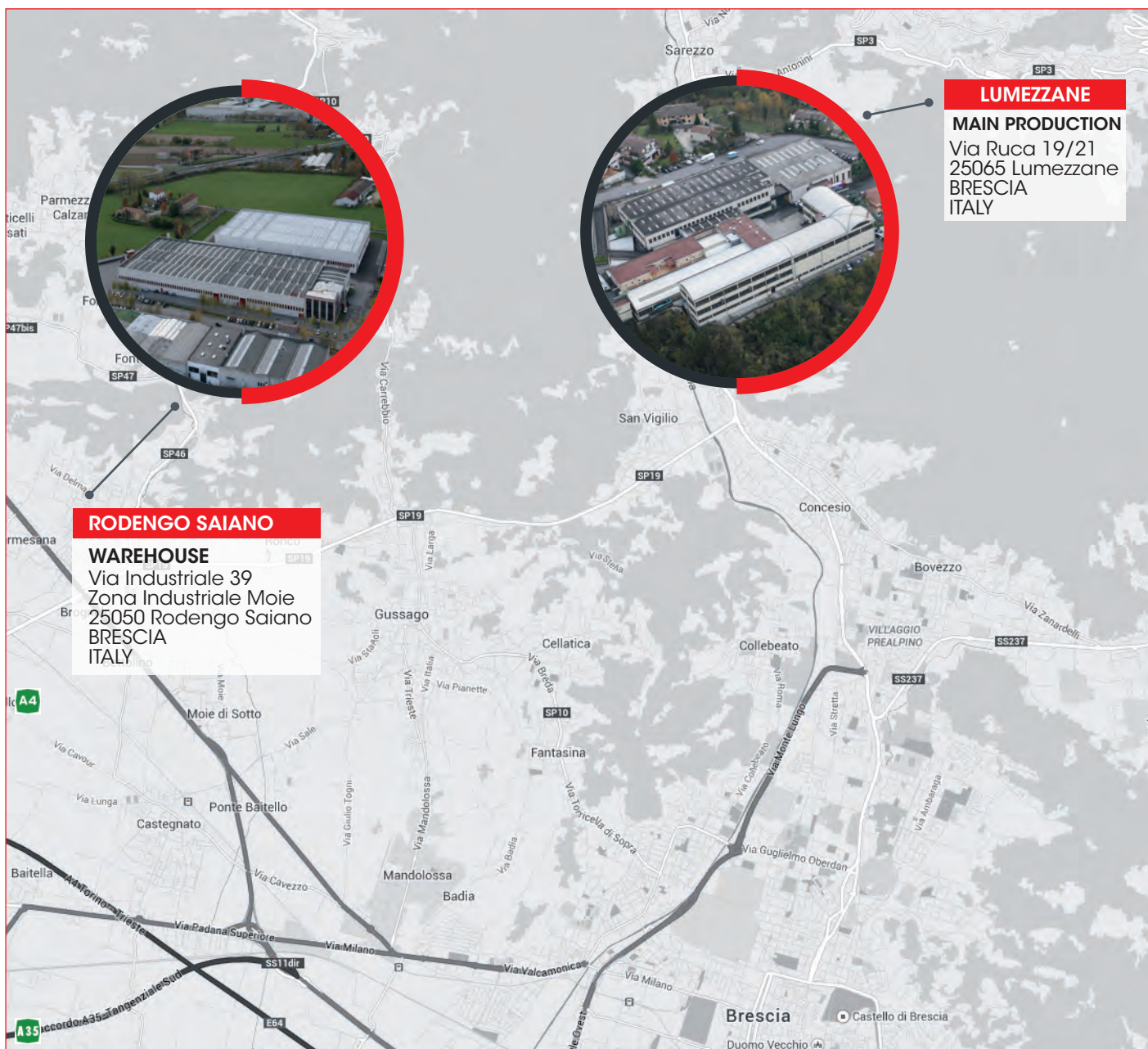
489A	Adjustable end piece with drain valve and automatic air vent valve	113
489AGR	Adjustable end piece with drain valve and automatic air vent valve	112
489AGR	Adjustable end piece with drain valve and automatic air vent valve	113
489AR	Adjustable end piece with drain valve and automatic air vent valve	112
489M	Adjustable end piece with drain valve and manual air vent valve	113
489MG	Adjustable end piece with drain valve and manual air vent valve	113
489MGR	Adjustable end piece with drain valve and manual air vent valve	112
489MR	Adjustable end piece with drain valve and manual air vent valve	112
489SO	Adjustable drain valve	113
490	Male end fitting for manifolds	116
490S	Adjustable male end fitting for manifolds	116
491	Female end fitting for manifolds	116
492	Thermometer fitting	117
492B	Thermometer union	117
492BC	Thermometer union complete with thermometer	21
492BC	Thermometer union complete with thermometer	117
492C	Thermometer fitting, complete with thermometer	117
492N	Surface thermometer	116
493	Thermometer, back connection	120
494	Male end cap with o-ring	118
494	Male end cap with o-ring	134
495	Male end fitting with o-ring	118
496	Female end cap with washer	118
498	Metal box for manifolds	82
498	Metal box for manifolds	90
498	Metal box for manifolds	96
498	Metal box for manifolds	103
498	Metal box for manifolds	108
498ST	Mounting brackets in steel for metal boxes	82
498ST	Mounting brackets in steel for metal boxes	90
498ST	Mounting brackets in steel for metal boxes	96
498ST	Mounting brackets in steel for metal boxes	103
499	Universal plastic box for manifolds	75
499	Universal plastic box for manifolds	94
499CC	Set to fix simple manifolds to plastic boxes	75
499CC	Set to fix simple manifolds to plastic boxes	80
499CC	Set to fix simple manifolds to plastic boxes	94
499CS	Set to fix dual manifolds to plastic boxes	75
499CS	Set to fix dual manifolds to plastic boxes	80
499CS	Set to fix dual manifolds to plastic boxes	94
505	Multilayer pipe PEX-AL-PEHD	136
505R	Insulated multilayer pipe PEX-AL-PEHD	136
509	Straight female connector	133
509	Straight female connector	144
510	MULTI-FIT® straight female connector	132
510EP	O-ring for tail	135
510NB	Washer for flat seats	135
510R	MULTI-FIT® straight female connector, tail in polymer	132
515	Straight male connector	133
515	Straight male connector	144
518	Male/male adapter - 1" manifolds	111
518	Male/male adapter - 1" manifolds	134
519	Male/male adapter with an o-ring for art. 860 - 1"1/4	111
519	Male/male adapter with an o-ring for art. 860 - 1"1/4	134
530	Equal T coupling	133

530	Equal T coupling	145
535	Female branch T coupling	133
535	Female branch T coupling	145
540	Male elbow	133
540	Male elbow	145
545	Female elbow	133
545	Female elbow	145
548	Backplate female elbow	133
548	Backplate female elbow	145
570	Connecting/diconnecting tool	135
573	Ring spanner	145
575	Shear for multilayer and PEX pipes	135
575	Shear for multilayer and PEX pipes	142
575L	Blade for art. 575	135
578	Metal template with 2 backplate elbows	134
595	Nut and olive	144
595M	Nut and adapter	132
595P	Nut and adapter	132
598	Nut and olive	144
610	Straight female connector	138
615	Straight male connector	138
618	Nickel-plated straight male connector with an o-ring	140
620	Straight coupling	138
625	Stop end	138
630	Equal T coupling	139
635	Female branch T coupling	139
640	Male elbow	139
645	Female elbow	139
648	Backplate female elbow	140
650	Elbow coupling	140
655	Liner	141
656	O-ring	142
657	Spacer	142
658	Fastening ring	142
660	Copper reduction	141
671	Disconnecting clip	142
671	Disconnecting clip	142
675	Rotary pipe cutter	135
680	Pipe deburring tool	135
680	Pipe deburring tool	142
685	Depth gauge	142
706	Washing machine ball valve	51
710	Straight female connector	151
715	Straight male connector	151
720	Straight coupling	151
730	Equal T coupling	151
735	Female branch T coupling	151
740	Male elbow	151
745	Female elbow	152
750	Elbow coupling	152
820	Mechanical room thermostat with simple switching	125
820C	Mechanical room with changeover switching	125
820CS	Mechanical room thermostat with changeover switching, on/off and functioning led	125
850/38	Distribution manifold, made out of brass bar, centres distance mm. 38	92
850/50	Distribution manifold, made out of brass bar, centre distance mm. 50	92
852	Distribution manifold in stainless steel, centres distance mm.50	79
860	Distribution manifold, made out of brass bar, bilateral outlets	93
860BY	Off-centre by-pass kit	110

862	Distribution manifold in stainless steel, bilateral outlets, centres distance mm.50	79
885	Dual distribution manifold, male outlets	74
891	Thermostatic control head with oil-filled element	64
891GA	Tamper-proof cap for thermostatic control heads	64
891M	Electrothermal actuator	110
891SD	Thermostatic control head with remote control	64
894C	Straight convertible valve with cap, female thread	60
894CPS	0	62
894K	0	107
894V	Straight convertible valve with handle, female thread	60
895C	Straight convertible valve with cap, male thread	60
895CPS	0	62
895V	Straight convertible valve with handle, male thread	60
905C	Complete pre-assembled manifold, with flow meters	98
906	Ball supply stop	48
907C	Complete pre-assembled manifold in stainless steel, with flow meters	84
910C	Complete pre-assembled manifold, with lockshields	98
912C	Complete pre-assembled manifold in stainless steel, with lockshields	84
915C	Pre-assembled manifold with flow meters	99
916C	Pre-assembled manifold with flow meters	99
917C	Pre-assembled manifold in stainless steel with flow meters	85
917CDE	Pre-assembled manifold with flow meters, air vent valves and drain cock	85
918C	Pre-assembled manifold with flow meters	86
920C	Pre-assembled manifold with lockshields	100
922C	Pre-assembled manifold in stainless steel with lockshields	86
922MO	Pre-assembled manifold in stainless steel with air vent valve	87
925	Single manifold, with lockshields	100
927	Single manifold in stainless steel, with lockshields	87
930	Single manifold, with flow meters	101
932	Single manifold in stainless steel, with flow meters	88
935	Single manifold with shut-off valves preset for electrothermal actuator	101
937	Single manifold in stainless steel with shut-off valves preset for electrothermale actuators- with handles	88
940	Single manifold in stainless steel with shut-off valves preset for electrothermale actuators- with caps	102
942	Single manifold in stainless steel with shut-off valves preset for electrothermale actuators- with caps	89
945	Single manifold, with 3/4" EUROKONUS outlets	102
947	Single manifold in stainless steel, with 3/4" EUROKONUS outlets	89
949		106
949BY		107
949CEF		107
950C	Digital electronic room chronothermostat	126
950S	Digital electronic room chronothermostat	126
950T	Digital electronic room chronothermostat touch screen	127
980	2-way zone ball valve	70
981	2-way zone ball valve with double union connection	70
982	3-way diverter zone ball valve	70
982	3-way diverter zone ball valve	157
984	3-way zone ball valve	70
986	4-way zone ball valve	71
988	By-pass kit for zone valves	71
989	Electric actuator for 2-way zone ball valves	69
990	Electric actuator for zone ball valves	69
990	Electric actuator for zone ball valves	157
991	Electric actuator for zone ball valves with manual unlocking device	69

991	Electric actuator for zone ball valves with manual unlocking device	157
992	Gas leak detector with optical-acoustic alarm and relay control	43
993	Solenoid safety valve for gas, normally open	43
994C	Angle convertible valve with cap, female thread	61
994CPS	Angle convertible valve with cap, female thread	62
994V	Angle convertible valve with handle, female thread	61
995C	Angle convertible valve with cap, male thread	61
995CPS	Angle convertible valve with cap, male thread	62
995V	Angle convertible valve with handle, male thread	61
998	Gas safety kit - available for methane and GPL	43
KIT1	Straight female valve KIT	65
KIT2	Straight male valve KIT	65
KIT3	Angle female valve KIT	65
KIT4	Angle male valve KIT	65
PROL136	Spacer for art.136 and art.138	46
PROL340	Spacer for art. 340	46
VOL156	Handwheel for gate valves	30

WHERE WE ARE:



RODENGO SAIANO
WAREHOUSE
 Via Industriale 39
 Zona Industriale Moie
 25050 Rodengo Saiano
 BRESCIA
 ITALY

LUMEZZANE
MAIN PRODUCTION
 Via Ruca 19/21
 25065 Lumezzane
 BRESCIA
 ITALY




A4 Torino - Trieste
 Warehouse ITAP Rodengo Saiano - A4: 8,6 Km


A35 BreBeMi
 Warehouse ITAP Rodengo Saiano - Joint A35: 7,2 Km

**ATTENTION:
 WAREHOUSE FOR GOODS LOADING**

ITAP S.P.A.
 Via Industriale 39
 Zona Industriale Moie
 25050 Rodengo Saiano - BRESCIA



STAFF:



Strongly believing that people are the cornerstone of success, our clients and staff are what we mainly care for.

To give our clients the assistance and service they deserve,:

Tel. : +39 030 89270
Fax: +39 030 8921990
E-mail: info@itap.it
Web: www.itap.it

