

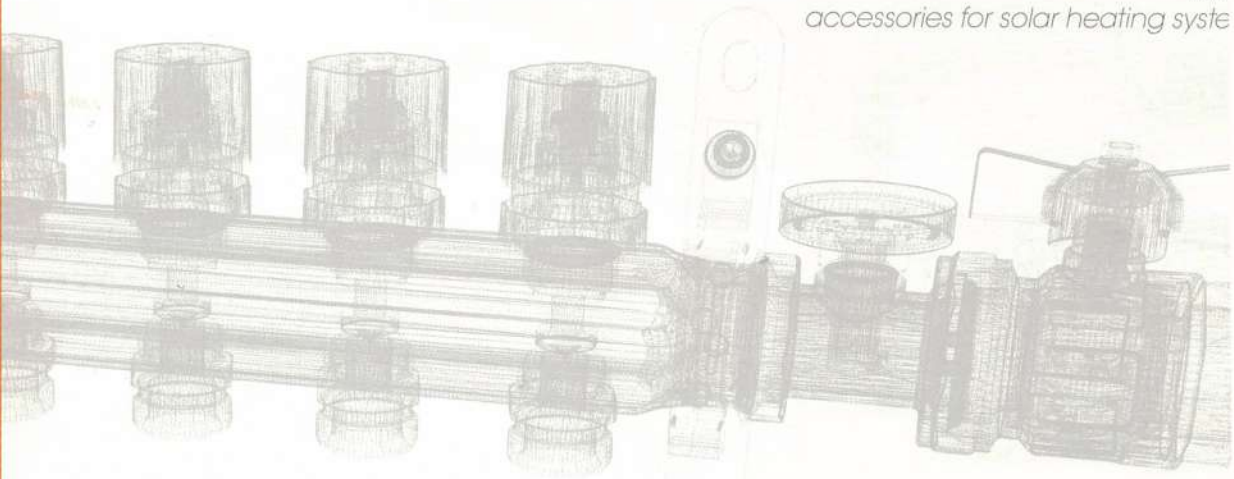


check and foot val
ball val
bibco
strair
pressurereducing val
heat
fittir
accessories for solar heating syste



2013

2013

multi-fit®



THE SIMPLE, FAST AND MONEY SAVING SYSTEM FOR MULTILAYER, PEX AND POLYBUTYLENE PIPE

Supplied with an O-ring for conical seats and a washer for flat seats. - Nut in nickel-plated brass. - Maximum working pressure: 20 bar.
Threads: ISO228 (equivalent to DIN EN ISO 228 and BS EN ISO 228).



Tail in brass.
Minimum and maximum working temperatures: -20°C, 110°C.

1/2" NUT		3/4" NUT EUROKONUS	1" NUT	
14x2	15x2,5	14x2		
14x2	15x2,5	15x2,5		
15x2,5	16x2	16x2		
16x2	16x2,25	16x2,25		
16x2,25	17x2	17x2		
17x2	18x2	18x2		
18x2	18x2,5	18x2,5		
18x2,5	20x2	20x2		
20x2	20x2,25	20x2,25	25x2,5	
20x2,25	20x2,5	20x2,5	26x3	
20x2,5	25x2,5	25x2,5	32x3	
	26x3	26x3		



Tail in polymer.
Minimum and maximum working temperatures: -20°C, 90°C.

brand new

1/2" NUT		3/4" NUT EUROKONUS
16X2		16X2
20X2		20X2

FOUR SIMPLE STEPS FOR A SAFE INSTALLATION



1. Cut the pipe by a pipe cutter.
2. Deburr the inner side of the pipe.
3. Insert the fitting into the pipe.
4. Once the threaded part of the fitting reaches the pipe, screw the tail into the pipe as far as the thread has completely entered the pipe.

NO NEED TO REAM THE PIPE



NO NEED TO PRESS AND TIGHTEN



REVERSIBLE CONNECTION



INSTALLATION WITH A SPANNER



WATER AND HEATING SYSTEMS



The fittings are supplied with an o-ring for conical seats and a flat washer for flat seats.



2013

SPIN®

Hose bibcock, with mobile connection



AVAILABLE SIZE 1/2"X3/4".

PAT. PEND.

HEAVY MODEL. HIGH RESISTANCE AGAINST FREEZE.

Body in nickel-plated brass.

Hose connection in nylon.

Lever handle in aluminium.

Minimum and maximum working temperatures: -20°C, 80°C.

Threads: ISO228 (equivalent to DIN EN ISO 228 and BS EN ISO 228).



360° turn.

It avoids the garden hose flattening.



Ergonomic handle.

High resistance **against freeze.**

2013



Itap-fit®

THE PUSH-FIT FITTINGS THAT BEAT EVERY RECORD.
ONE SINGLE FITTING FOR THREE DIFFERENT PIPES: COPPER, PEX AND POLYBUTYLENE



SAVING OF TIME DURING THE INSTALLATION AS FAR AS 90%.

SUITABLE FOR HEATING AND SANITARY SYSTEMS


NO NEED OF SPECIAL OR EXPENSIVE TOOLS FOR THE INSTALLATION

REVERSIBLE INSTALLATION






FOUR SIMPLE STEPS FOR A SAFE INSTALLATION

1. Cut the pipe by a rotary pipe cutter.
2. Deburr the external surface of the pipe.
3. Insert the pipe in the depth gauge and mark the pipe.
4. Insert the pipe by pushing it as far as it reaches the blocking point, that should correspond to the mark made before. If you are using cross-linked polyethylene pipes (PEX) or polybutylene pipes you have to insert the liner before the connection.
5. To disconnect the fitting you just need to push the release liner by the lever or the clip and at the same time pull the pipe.




STAINLESS STEEL MANIFOLDS



2013

multi-fit[®] SYSTEM

MANIFOLD WATER DISTRIBUTION SYSTEM



NO MORE BUILD-IN T AND ELBOW JUNCTIONS

NO MORE LEAKAGES

REALLY MAKE THE MOST OF MULTILAYER PIPING FLEXIBILITY AND INSTALLATION SPEED

IMPROVE THE WATER FLOW

MAKE REPAIRS EASY AND FAST

EACH ENDPOINT CONNECTED TO A SINGLE MANIFOLD OUTLET

www.vosoughishop.com

دفتر مرکزی : مشهد، بین قرنی ۳۱ و ۳۳

تلفن : ۳۷۱۳ ۳۰۰۰ - ۰۵۱

HEAD OFFICE

ITAP s.p.a.
Via Ruca 19
25065 Lumezzane
Brescia (ITALIA)
Tel. 030 89270
Fax 030 8921990
www.itap.it - info@itap.it

WAREHOUSE

ITAP s.p.a.
Via Industriale 39
Zona Industriale Moie
25050 Rodengo Saiano
Brescia (ITALIA)